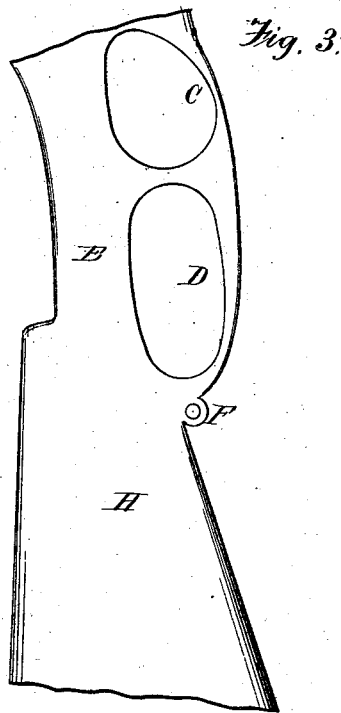
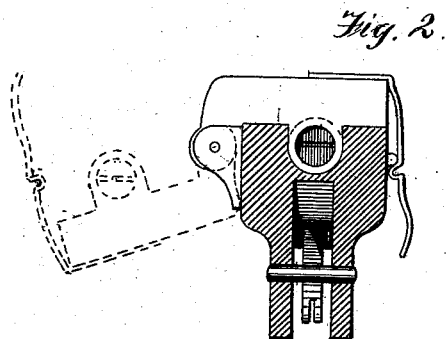
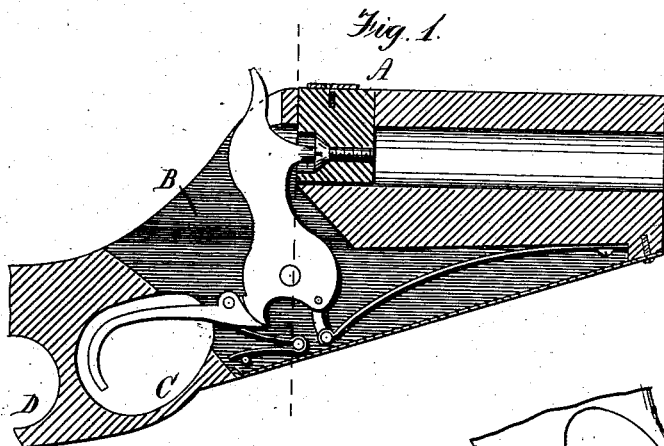


H. W. CHAPMAN.
BREECH-LOADING FIRE-ARM.

No. 190,820.

Patented May 15, 1877.



Witnesses
Gronville Lewis
Chas. McGill

Inventor
Herbert W. Chapman
by his atty
Cox & Cox.

UNITED STATES PATENT OFFICE.

HERBERT W. CHAPMAN, OF NEWARK, NEW JERSEY.

IMPROVEMENT IN BREECH-LOADING FIRE-ARMS.

Specification forming part of Letters Patent No. **190,820**, dated May 15, 1877; application filed October 11, 1876.

To all whom it may concern:

Be it known that I, HERBERT W. CHAPMAN, of Newark, in the county of Essex and State of New Jersey, have invented a new and useful Improvement in Fire-Arms, of which the following is a specification, reference being had to the accompanying drawings.

The invention has relation to an improvement in fire-arms, and especially to that class of guns that are used, in connection with whale-fishing, to project a missile of considerable weight.

Owing to the conditions under which weapons of this class are used, it is particularly desirable that they be of simple construction, of great strength and durability, and at the same time so arranged as to be readily handled. To effect these results is the object of the invention, which is accomplished by casting the breech, a breech-frame, trigger-guard, hand-guard, and other parts of the stock in a single piece, and arranging them in the manner hereinafter fully described.

In the accompanying drawing, A denotes the breech of the piece; B, the breech-frame; C, the trigger-guard; D, the hand-guard; E, the gripe; F, a loop, to which the cord to fasten the piece so as to prevent its loss when in use is attached; and H, the stock proper, the whole cast or formed of a single piece of metal.

The breech A is preferably relatively rectangular, its interior and rear parts being suitably formed and arranged to accommodate the breech-block, hammer, firing-pin, and other similar parts. Immediately below it is the breech-frame B, in which a mainspring is properly secured to operate the hammer, and in rear of the breech-frame B are the trigger-guard C, hand-guard D, and loop F, all arranged as appears with sufficient clearness by the drawing.

By so disposing and arranging the different parts I effectively insure great strength without sacrificing other important considerations. The breech-frame B, while enabling me to use a powerful mainspring without interfering with the convenient operation of the mechanisms at and near the breech, materially strengthens the guards and contiguous parts, and the guards likewise strengthen each other, besides enabling me to construct the gripe E of such size that it can be readily grasped, and still be of sufficient strength.

By preference I construct the stock without a cheek-piece, in the form of a frame, as shown in the drawing, to avoid the possibility of too great weight; and I exercise due care in so adapting the size and weight of all the parts as to insure a desirable balance for the gun when in use.

The loop F may be omitted or supplied at will. I do not regard it as an element of the invention. Neither do I limit my claim to the exact forms of the different parts described, as they may be varied, in whole or in part, without evading the scope of the invention; but

What I claim as new and useful, and desire to secure by Letters Patent, is—

1. The construction of the breech-frame B, guards C and D, gripe E, and stock H, cast in one piece, substantially as specified.
2. In a fire-arm, the breech-frame, stock, and guards, formed in a single piece, substantially as set forth.

In testimony that I claim the foregoing improvement in fire-arms, as above described, I have hereunto set my hand this 28th day of September, 1876.

HERBERT W. CHAPMAN.

Witnesses:

JOHN GARDNER,
ROWLAND COX.