

H. CLOSTERMAN, Jr.

FOLDING-CHAIR.

No. 190,827.

Patented May 15, 1877.

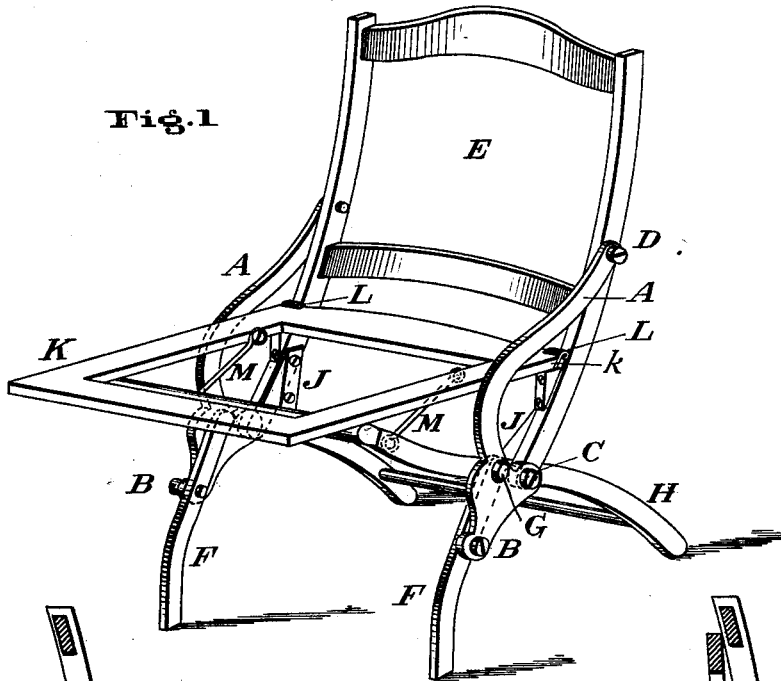


Fig. 1

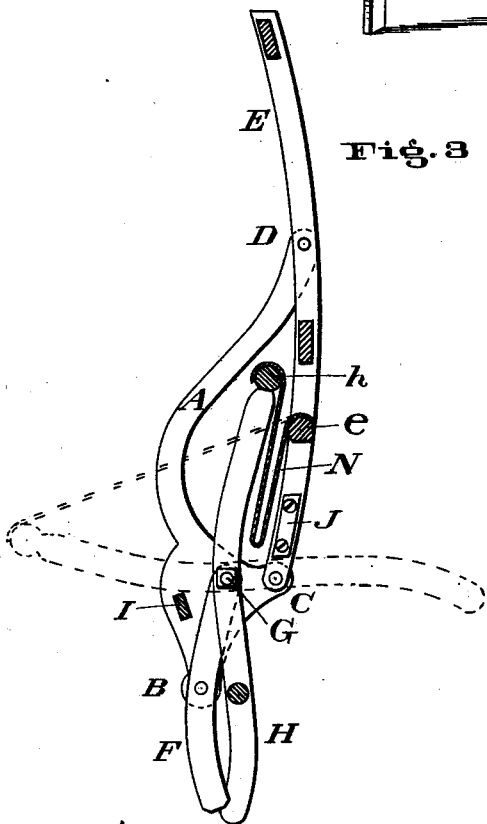


Fig. 3

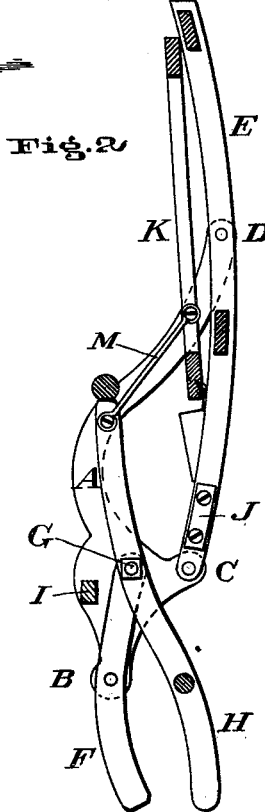


Fig. 2

Attest  
Chas. F. Gessert  
Harry E. Knight

Inventor.  
Henry Closterman Jr.  
By Knight Bros. Attys.

# UNITED STATES PATENT OFFICE

HENRY CLOSTERMAN, JR., OF CINCINNATI, OHIO.

## IMPROVEMENT IN FOLDING CHAIRS.

Specification forming part of Letters Patent No. 190,827, dated May 15, 1877; application filed March 29, 1877.

*To all whom it may concern :*

Be it known that I, HENRY CLOSTERMAN, Jr., of Cincinnati, Hamilton county, Ohio, have invented a new and useful Folding Chair, of which the following is a specification :

This is an improvement in the class of folding chairs whose supporting-frame consists of two intersecting members, which, with the seat, are capable of being folded into compact dimensions.

In the accompanying drawings, Figure 1 is a perspective view of a chair embodying my invention. Fig. 2 is a vertical section of the same in its folded condition. Fig. 3 shows, by similar section, a modification of my chair adapted for a flexible seat.

A represents two corresponding members, which are so formed and connected as to combine the functions of arms with those of braces and coupling-pieces for the several members of the supporting-frame.

To the members A, on their inner sides, are securely attached, by bolts B C D, the back E and the front legs F.

A pair of pivot-bolts, G, by traversing the arms A, the upper ends of the front legs F, and the cross-piece H, near its midlength, serves to secure all of these members in position, and all of them rigidly, except the cross-piece H, which member is capable of being folded and unfolded in the usual manner with this class of chairs.

The cross-piece H constitutes, as usual in this class of chairs, the rear legs and the front support of the seat.

In order to enable the members A to discharge the several functions above enumerated, and withal to present a pleasing appearance, they have the represented scroll configuration:

A stretcher, I, which extends from each of

the members A to the other one, and is securely mortised to both, serves to still further brace the parts together, and, in conjunction with pivots G and lugs J, to securely support the cross-piece H and the seat K in the open condition.

The seat K is, preferably, as wide or nearly as wide as the interval between the arms A, and is jogged or notched, *k*, at its rear corners for hinges L, by which it is attached to the back. Between the jogged portions the rear edge of the seat may have the rounded convex contour represented in Fig. 1.

Links M, which extend from the front part of cross-piece H to the seat K, near its rear, enable the user to fold or unfold the chair by simply manipulating its seat.

A modification of my chair is seen in Fig. 3, in which the seat is formed by a piece of carpet, N, attached to the top round *h* of cross-piece H, and to the stretcher *e* in the back.

I claim as new and of my invention—

1. A folding or camp chair combining the following elements, to wit, the pair of scroll-formed members A, secured to the back E, front legs F, and cross-piece H, by bolts B C D and pivots G, and to each other by the seat-supporting stretcher I, in the manner and for the purpose set forth.

2. In combination with the members A B C D E F, having pivoted connection G with the member H, the rear hinged seat K L, connected by links M with said member H, and supported by stretcher I and lugs J, as and for the purpose set forth.

In testimony of which invention I hereunto set my hand.

HENRY CLOSTERMAN, JR.

Attest:

WALTER KNIGHT,  
HARRY E. KNIGHT.