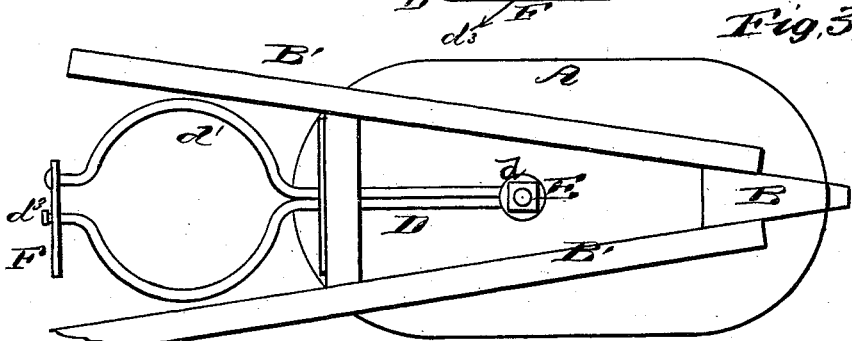
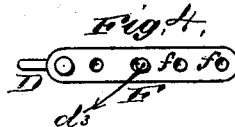
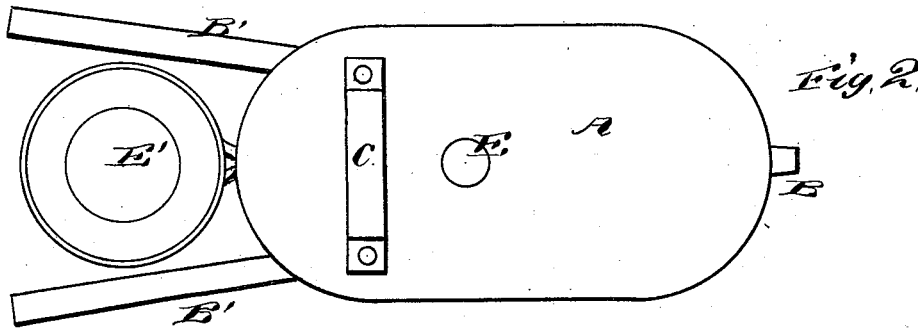
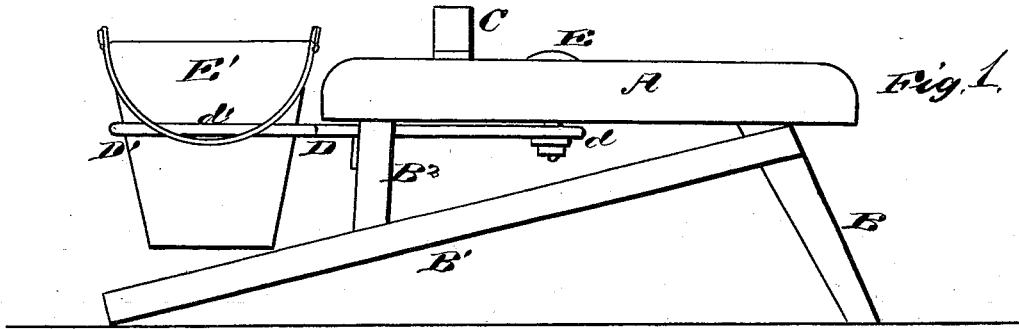


E. AVEY.  
MILKING-STOOL.

No. 191,090.

Patented May 22, 1877.



WITNESSES  
*H. Bates*  
*George E. Upman*

INVENTOR.  
*Elijah Avey.*  
*Gilman, Smith & Co.*  
ATTORNEYS.

# UNITED STATES PATENT OFFICE.

ELIJAH AVEY, OF MOUNT MORRIS, ILLINOIS.

## IMPROVEMENT IN MILKING-STOOLS.

Specification forming part of Letters Patent No. 191,090, dated May 22, 1877; application filed March 31, 1877.

*To all whom it may concern:*

Be it known that I, ELIJAH AVEY, of Mount Morris, in the county of Ogle and State of Illinois, have invented a new and valuable Improvement in Milking-Stools; and I do hereby declare that the following is a full, clear, and exact description of the construction and operation of the same, reference being had to the annexed drawings, making a part of this specification, and to the letters and figures of reference marked thereon.

Figure 1 of the drawings is a representation of a side elevation of my milking-stool, and Fig. 2 is a plan view thereof. Fig. 3 is a bottom view of the same, and Fig. 4 is an end view of the pail-holder.

This invention relates to milking-stools; and consists in the construction and arrangement hereinafter particularly set forth.

In the accompanying drawings, A designates the oblong seat of a milking-stool, and B the rear leg or support therefor. Two inclined legs or supports, B<sup>1</sup>, are attached to the opposite sides of leg B, near its upper end, and extend forward, diverging beyond the front end of said stool. The forward part of said seat A is rigidly connected to said legs B<sup>1</sup> by a transverse block, B<sup>2</sup>, which has, near its top, a transverse horizontal slot, *b*. These legs B<sup>1</sup> support said seat very securely.

C designates a handle secured to the top of said seat A, near the front end thereof. D designates a pail-holder, formed from a bent rod, and consisting of a doubled arm or bar, D', terminating at the rear in an eye, *d*, where-by it is pivoted on a bolt, E, that passes vertically through the middle of said seat A. The ends of said rod are bent in front, so as nearly

to form a ring at *d*<sup>1</sup>. Within said severed ring *d*<sup>1</sup> the milk-pail E' is set.

The ends of the rod are straightened and circumferentially grooved to form catches *d*<sup>3</sup>, and passed through holes *f* in a connecting-bar, F. These holes are more than two in number and arranged in a series, so that said ends *d*<sup>3</sup> may be shifted from hole to hole, toward or from each other, thereby expanding or contracting said ring *d*<sup>1</sup>, so as to suit the size of the pail. By spreading said loop *d*<sup>1</sup> the pail may be let down or raised, so as to suit the height of the cow and avoid spattering from the milk falling too far.

The pivoted arrangement of my pail-holder causes it to move sidewise when kicked, without allowing the pail to be upset. The holder may be secured to the top of the stool-seat instead of the bottom.

What I claim as new, and desire to secure by Letters Patent, is—

1. The milking-stool herein described, consisting of the seat A, provided with the handle C, leg B, having attached thereto the inclined diverging legs B<sup>1</sup>, transverse slotted block B<sup>2</sup>, and pivoted pail-holder D, substantially as and for the purpose set forth.

2. The combination, with a milking-stool, of holder D, having grooved ends *d*<sup>3</sup>, and bar F, having several adjusting-holes, *f*, substantially as and for the purpose set forth.

In testimony that I claim the above I have hereunto subscribed my name in the presence of two witnesses.

ELIJAH AVEY.

Witnesses:

ANDREW NEWCOMER,  
EMMA SMITH.