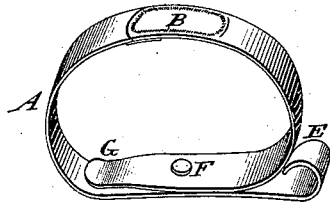


M. CAMPBELL.  
NAPKIN-HOLDER.

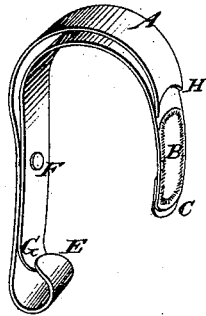
No. 191,107.

Patented May 22, 1877.

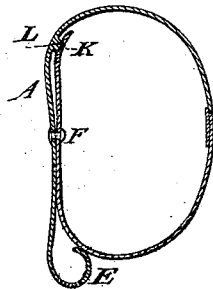
*Fig. 1*



*Fig. 2*



*Fig. 3*



*Witnesses:*  
*A. Ruppert,*  
*J. G. Mason*

*M. Campbell*  
*Inventor.*  
*D. P. Holloway & Co*  
*Atty.*

# UNITED STATES PATENT OFFICE.

MARK CAMPBELL, OF CHICAGO, ILLINOIS.

## IMPROVEMENT IN NAPKIN-HOLDERS.

Specification forming part of Letters Patent No. **191,107**, dated May 22, 1877; application filed March 27, 1877.

*To all whom it may concern:*

Be it known that I, MARK CAMPBELL, of Chicago, in the county of Cook and State of Illinois, have invented a new and useful Improvement in Combined Napkin Ring and Holder, of which the following is a specification:

This invention consists of a napkin-holder, fully described in the following description and claims.

In the annexed drawing, making part of this specification, Figure 1 is a perspective view, showing the device when used as a ring. Fig. 2 is a perspective view, showing the device as used for a holder. Fig. 3 is a vertical section, showing the small rising and piece pressing against it, performing the function of a spring.

The same letters are employed in all the figures in the indication of identical parts.

The two pieces A and B are both bent into the shape of a hook, being pivoted at F, so that one may turn inside the other when it is to be used as a holder, or in the opposite direction when it is to be used as a ring. On one end of the piece A a scroll, E, is turned, into which the napkin is placed. The other end is cut in at H, so as to fit closely over the end of the piece B, which is made with a small piece of metal, C, fastened to its under side, and projecting beyond the end, forming a lip on which the end of A rests when the two pieces are turned so as to form the ring. The other end of B is bent slightly up at G, so as to press against the under side

of the scroll E, and thus securely hold the napkin when the device is used as a holder.

When used as a ring the recess K slides over a small projection or swell, L, in the piece A, thus acting as a spring for the purpose of keeping it in position.

It may be made of any material capable of being bent or cut in a manner as described; and it may be either of an oval shape, round, or octagonal.

I am aware that I am not the first to make a combined ring and holder. My invention is limited to the special devices as set forth in the following claims.

What I claim as my invention, and desire to secure by Letters Patent, is—

1. Part A, having a scroll at E, and the part B, having the end at G turned up to form, in connection with the scroll, a clamp for the napkin, substantially as set forth.

2. In combination with the part B, having a projecting lip at C to support the end of part A when a ring is formed of the two parts, the projection L on the part A, and the recess or concavity on the elastic end of part B for holding the two parts in conjunction, substantially as set forth.

In testimony whereof I have signed my name to this specification in the presence of two subscribing witnesses.

MARK CAMPBELL.

Witnesses:

W. H. HOWELL,  
OLIVER HOLDEN.