

A. CHASE.

MACHINE FOR CUTTING OUT PASTEBOARD EGG-CARRIER BLANKS

No. 191,112.

Patented May 22, 1877.

Fig. 4.

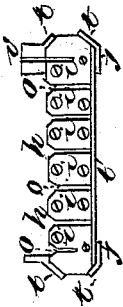


Fig. 3.

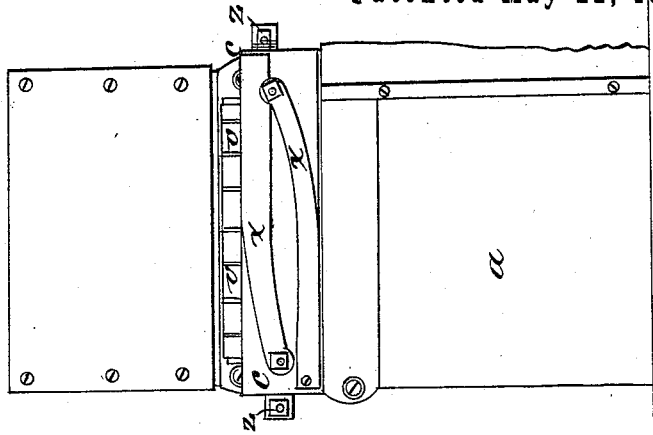


Fig. 2.

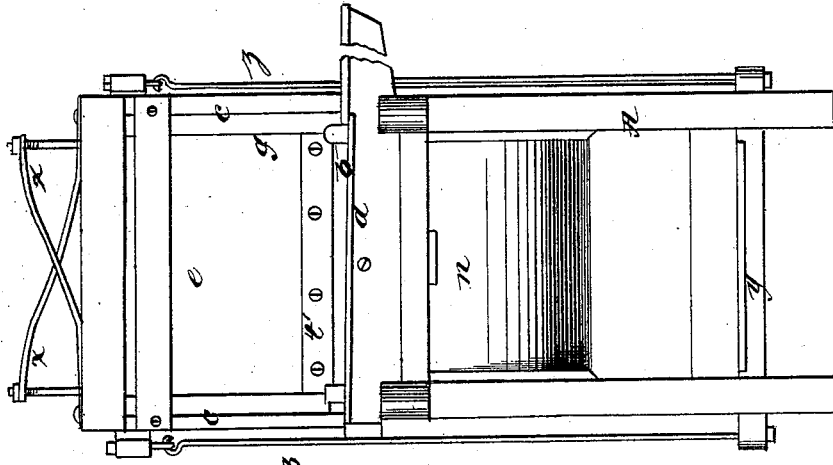
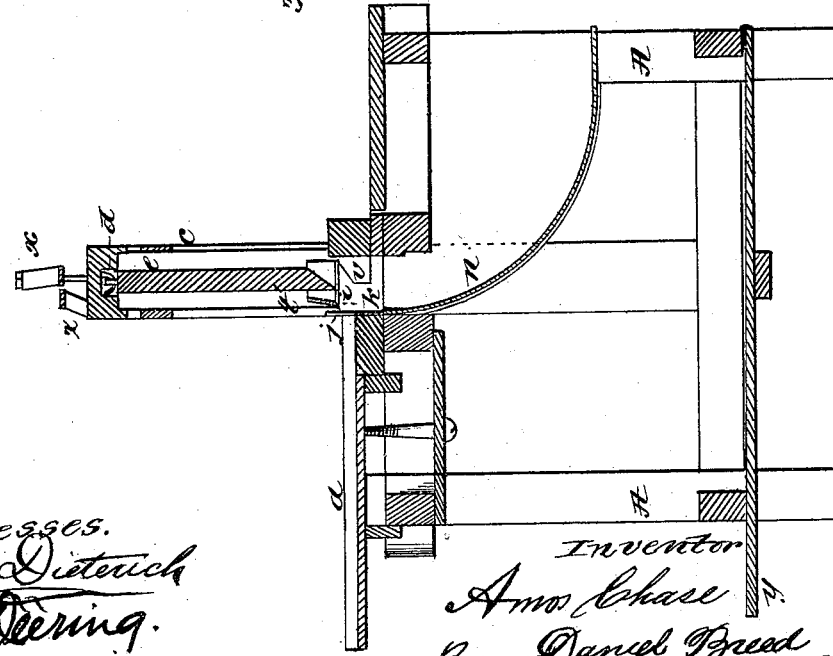


Fig. 1.



Witnesses.  
And. E. Dietrich  
John Deering.

Inventor  
A. Chase  
By Daniel Freed atty.

# UNITED STATES PATENT OFFICE.

AMOS CHASE, OF WEARE, NEW HAMPSHIRE.

## IMPROVEMENT IN MACHINES FOR CUTTING OUT PASTEBOARD EGG-CARRIER BLANKS.

Specification forming part of Letters Patent No. 191,112, dated May 22, 1877; application filed November 11, 1876.

*To all whom it may concern:*

Be it known that I, AMOS CHASE, of Weare, in the county of Hillsborough and State of New Hampshire, have invented certain new and useful Improvements in Machines for Cutting Pasteboard for Making Egg-Carriers, of which the following is a specification:

My invention consists of a novel arrangement of a die provided with knives, in combination with a series of stationary knives, all of which will be hereinafter described.

The object of my invention is to cut off a strip of pasteboard, and slot or slit such strip, and also clip off the corners, all at one stroke of a die.

The accompanying drawings represent my improved machine.

Figure 1 is a vertical section of my machine from front to rear. Fig. 2 is a front view of the machine. Fig. 3 is a top view of the same; and Fig. 4 is a detached view, showing the face of the die, and also the knives for cutting off the corners.

The frame of my machine may be of any suitable form for working a proper die-stamp, say as seen at A of the drawings.

A die, *e*, provided with a guide-frame, *g*, is arranged to slide up and down in grooves cut in the standards *c* of the frame. The face or under side of this die is slotted, as seen at *o*, Fig. 4, and a series of knives, *v*, corresponding to the slots *o*, is fixed upon the frame A or on the table *a*, as seen in Figs. 1 and 3.

The corners of the knives or plate *i* of the die are cut off, as shown at *h*, Fig. 4, and corresponding oblique knives *tj* are fixed on the frame. By these means the corners of the

pasteboard are clipped off, in order to facilitate putting the cut strips together in making boxes or compartment egg-carriers.

The die *e* is worked by means of the treadle *y* and tension-rods *z*, in connection with the plate-springs *x*, for elevating the die.

The sheets of pasteboard or straw-board are fed to the machine or die on the table *a*; and as the die comes down, the knife *t*, Fig. 2, cuts off a strip of the straw-board, and at the same time or stroke the knives *v* slit or slot the strip, while the oblique knives *tj* clip off the corners, as above mentioned. This strip then drops under the table, upon the directing-board *n*, and finally passes out of the machine.

By means of my improved machine the strips of straw-board are cut very rapidly and accurately. One of the corners being clipped, the slitted strips of straw-board may be easily put together by machinery to form the compartment egg-carriers.

Having thus described my invention, I claim—

The reciprocating die *e*, provided with plates or knives *i* and *t*, in combination with the stationary knives *v*, *j*, and *t*, and the table *a*, substantially in the manner and for the purposes set forth.

In testimony that I claim the foregoing as my own I affix my signature in presence of two witnesses.

AMOS CHASE.

Witnesses:

D. P. WOODBURY,  
A. M. HARNDEN.