

E. CULVER.

TAG.

No. 191,117.

Patented May 22, 1877.

Fig. 1.




Fig. 2.

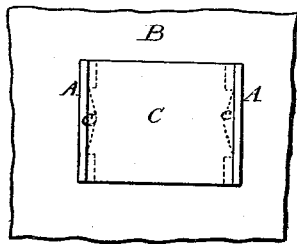


Fig. 3.

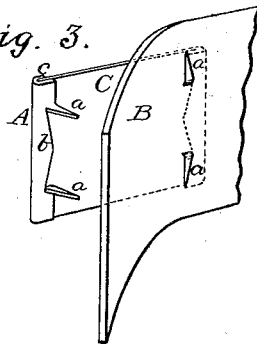


Fig. 7.

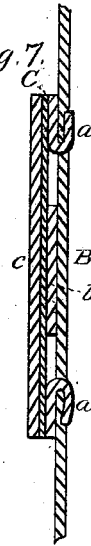


Fig. 4.

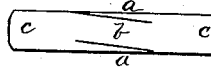


Fig. 5.

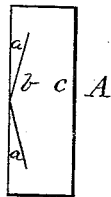
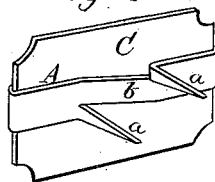


Fig. 6.



WITNESSES

Villette Anderson
W. C. Cassi.

INVENTOR

Elias Culver,
by E. W. Anderson,

ATTORNEY

UNITED STATES PATENT OFFICE.

ELIAS CULVER, OF MASON, MICHIGAN.

IMPROVEMENT IN TAGS.

Specification forming part of Letters Patent No. **191,117**, dated May 22, 1877; application filed September 9, 1876.

To all whom it may concern:

Be it known that I, E. CULVER, of Mason, in the county of Ingham and State of Michigan, have invented a new and valuable Improvement in Cloth Tags; and I do hereby declare that the following is a full, clear, and exact description of the construction and operation of the same, reference being had to the annexed drawings, making a part of this specification, and to the letters and figures of reference marked thereon.

Figures 1 and 2 of the drawings are plan views of this invention. Figs. 3 and 6 are perspective views. Figs. 4 and 5 show the form of the stamped blank. Fig. 7 is a transverse section through the insertion-points.

This invention relates to tags for marking cloth; and it consists in the construction and novel arrangement, in connection with a suitable paper blank, of rectangular metallic holders, having fastening-spurs cut from the body within the rectangle, their base-connections being toward opposite ends of the same, and a transversely folding portion or flange extending along said body from spur to spur, as hereinafter shown and described.

In the accompanying drawings, the letter A designates the metallic holder, whereby the paper blank is designed to be attached to the cloth B, or other article of suitable nature. This holder is designed to be stamped out of metal, with points *a*, which are preferably cut

in from the lateral edge *a'*. These points are designed to be made in the portion *b* of the holder, which, when this is connected with the paper blank C, lies under the same, so that the openings or notched edges left in forming the points are concealed. The ends *c* of the holders beyond the body portions *b* are designed to extend along said body portions from spur to spur, and to be folded over, and, when the paper tablet C is inserted, pressed down upon its ends, thereby holding it securely. Sometimes, in fastening large tablets, it may be advisable to punch the corners of the folds *c* against the tablet, forming interior holding projections, as indicated at *e*.

What I claim as new, and desire to secure by Letters Patent, is—

A rectangular tag-holder, having the holding-points *a* cut from the edge of the rectangle, with base-connections toward opposite ends of the same, and the transversely-folding portion *c*, extending along the body of the holder from spur to spur, substantially as specified.

In testimony that I claim the above I have hereunto subscribed my name in the presence of two witnesses.

ELIAS CULVER.

Witnesses:

F. C. BOGART,
CHAS. F. BOGART.