

W. F. SAMPSON.
FLOWER-POT SUPPORTER.

No. 191,183.

Patented May 22, 1877.

Fig. 1.

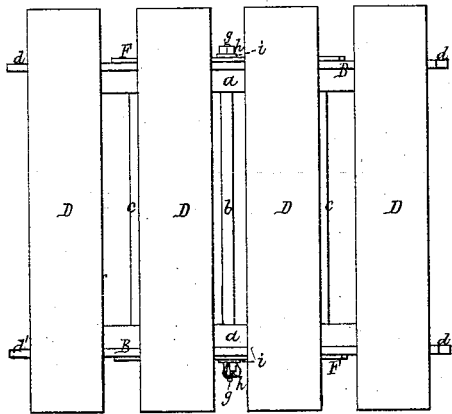


Fig. 3.

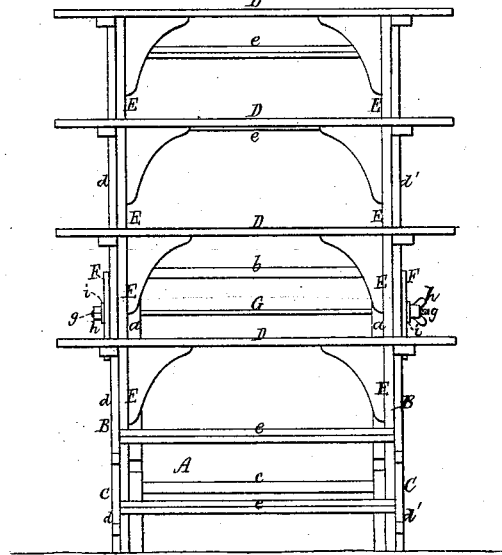


Fig. 2.

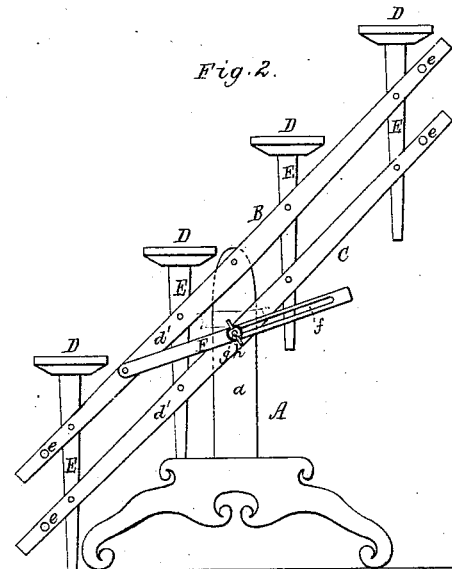
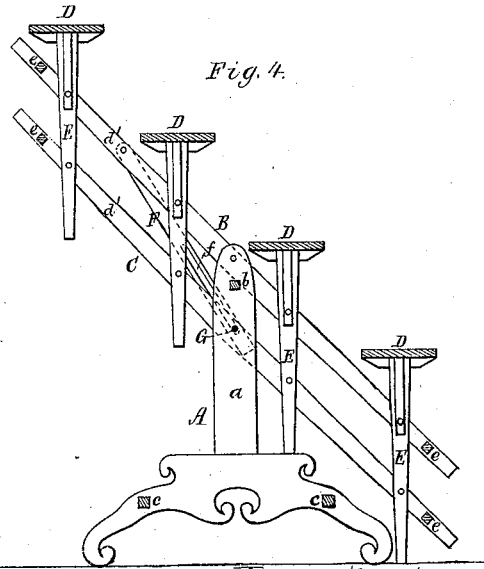


Fig. 4.



Witnesses.

S. W. Piper
L. W. Miller

Inventor

Winston F. Sampson

by his attorney
R. H. Eddy

UNITED STATES PATENT OFFICE.

WINSLOW F. SAMPSON, OF NORWAY, MAINE, ASSIGNOR TO HIMSELF AND NATHANIEL C. SAMPSON; SAID NATHANIEL C. SAMPSON ASSIGNOR TO ALBERT L. F. PIKE, OF SAME PLACE.

IMPROVEMENT IN FLOWER-POT SUPPORTERS.

Specification forming part of Letters Patent No. 191,183, dated May 22, 1877; application filed December 11, 1876.

To all whom it may concern:

Be it known that I, WINSLOW F. SAMPSON, of Norway, of the county of Oxford, of the State of Maine, have invented a new and useful Flower-Pot Supporter; and do hereby declare the same to be described in the following specification and represented in the accompanying drawings, of which—

Figure 1 is a top view; Fig. 2, a side elevation; Fig. 3, a front elevation; and Fig. 4 a longitudinal section of it.

It is composed mainly of a stand, two parallel frames, and a series of shelves, all being arranged and combined substantially as set forth.

The stand shown at A consists of two standards, *a a*, and three bars, *b c c*, the latter connecting such standards.

At their middles there are pivoted to the two standards of the stand A two parallel frames, B C, each being composed of two long bars, *d d'*, and two bars, *e e*, the latter extending between and connecting the said bars *d d'*.

Above the upper of the frames B C is the series of shelves D D D D, arranged as represented. From each shelf two legs, E E, extend downward vertically within the two frames B C, and close to their side bars, each of such legs being pivoted to the two next adjacent of such side bars.

To each bar *d* of one of the frames B C there is pivoted a slotted bar, F, which is extended across the other or next frame in manner as represented. Another such bar is also shown as correspondingly applied to the bars *d'* of the said two frames.

A rod, G, extending through the posts of the stand A serves as a fulcrum for the lower frame C to turn upon. This rod goes through the slots *f* of the two bars F, the extensions being provided with screws *g*, nuts *h*, and washers *i*, arranged as shown. Or the rod at one end may have a head in the place of the screw, nut, and washer.

By means of the bar F and the clamp-screw and nut, the frames B C may be held either in horizontal or in inclined positions.

The frames B C may be inclined, so as to bring into contact with the floor the feet of the legs of either of the two extreme shelves of the series, such legs being projected below the lower of the said frames in manner as shown.

In whatever positions the frames B C may be turned each of the shelves will always be horizontal, and when the frames are inclined the shelves will be one above another like the treads of stairs.

Pots of flowers having been placed on the shelves, the article or supporter may be moved up in front of the window of a room, so as to be between it and the mover. On tilting the frames in one direction, the various plants may be brought into favorable positions for receiving light from the window. On tilting the frames the opposite way the plants may be brought into convenient positions for being watered or otherwise treated.

I claim—

1. The flower-pot supporter, substantially as described, composed of the stand A, the two pivoted frames B C, the series of shelves D, and legs E attached thereto, arranged and combined essentially in manner and to operate as shown and explained.

2. The combination of one or more slotted bars, F, and a clamp-screw, *g*, and nut *h* therefor, as described, with the flower-pot supporter, composed of the stand A, the pivoted frames B C, the series of shelves D, and legs E, all being arranged and combined, substantially as and to operate as set forth.

WINSLOW F. SAMPSON.

Witnesses:

SILAS H. BURNHAM,
SUMNER BURNHAM.