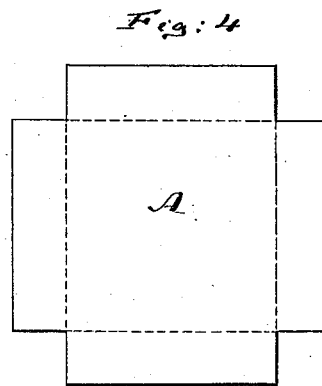
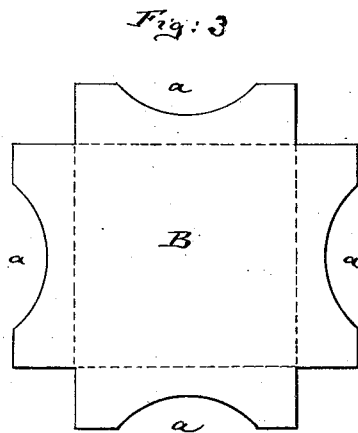
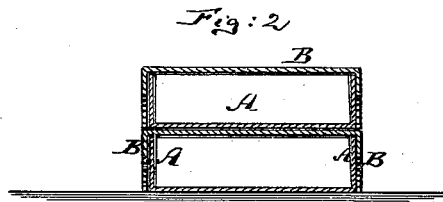
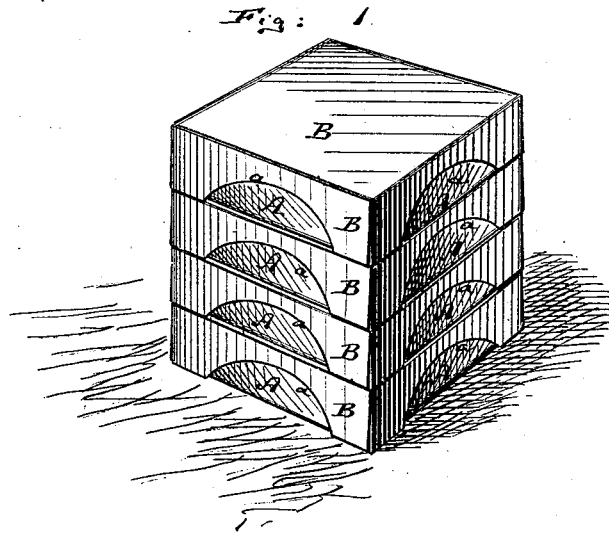


M. BACKES.  
PAPER-BOX.

No. 191,276.

Patented May 29, 1877.



Witnesses  
John C. Tunbridge  
D. V. Briesen

Inventor:  
Michael Backes  
by his attorney  
D. V. Briesen

# UNITED STATES PATENT OFFICE.

MICHAEL BACKES, OF WALLINGFORD, CONNECTICUT, ASSIGNOR TO GEORGE PARSONS, OF BROOKLYN, NEW YORK.

## IMPROVEMENT IN PAPER BOXES.

Specification forming part of Letters Patent No. 191,276, dated May 29, 1877; application filed April 23, 1877.

*To all whom it may concern:*

Be it known that I, MICHAEL BACKES, of Wallingford, in the county of New Haven and State of Connecticut, have invented a new and Improved Box for Explosive Caps, of which the following is a specification:

Figure 1 is a perspective view of my invention, showing four of the improved boxes placed one upon the other. Fig. 2 is a vertical section through two of the improved boxes, standing the one upon the other. Fig. 3 is a plan or face view of the blank from which the cover of the box is made; Fig. 4, a plan or face view of the blank from which the body of the box is made.

Similar letters of reference indicate corresponding parts in all the figures.

The object of this invention is to produce an inexpensive box for holding small paper explosive caps and other explosive caps safely during transportation and storage.

The invention consists, principally, in making the body of the box of a paper or pasteboard blank, which is merely bent up into box form, but not secured at the corners, and in the combination of such a paper or pasteboard box with a metallic cover similarly made, the sides of the cover reaching down to the bottom of the box.

The invention also consists in forming recesses in the lower edges of the cover, all as hereinafter more fully described.

A in the drawing represents the body of the box. It is made of paper or pasteboard, or equivalent flexible material, from a blank substantially like that shown in Fig. 4. The flaps of this blank are turned up to form the sides of the box, but remain unconnected at the corners. This construction, which, in connection with the metallic cover B, renders the box sufficiently perfect, has the additional advantage that the disconnected sides, in their tendency to resume the level with the bottom, press with sufficient firmness against the cover as to retain the box and cover properly united. The box is also very much less expensive than if its sides were united at the corners, as in the shape shown the blank can be cut from a sheet and its flaps bent up at one single operation.

The cap or cover B is made of metal, or equivalent rigid or stiff material, from a blank substantially like that shown in Fig. 3. The flaps of this blank are also turned up to form the sides of the cover, and remain also disconnected at the corners. The nature of the material from which the cover is made causes it to retain the shape imparted to it. The lower edges of the cover have recesses *a* cut into it, to give a hold to the fingers in withdrawing the cover from the box. The sides of the cover extend down as far as the bottom of the box A, and thus the box is entirely surrounded with metal except at the bottom, which remains flexible. This is a peculiar advantage, as in packing these boxes, after they have been filled with the explosive material, they are placed one upon the other, as in Figs. 1 and 2, which causes the flexible bottom of every box to bear upon the hard cover of the box next below, and to serve as a yielding cushion, which will prevent any appreciable amount of concussion between the boxes, and consequent explosion of their contents.

If it were not for the notches or recesses *a* in the sides of the cover, that otherwise completely overhang the body of the box, the removal of the cover would be exceedingly difficult.

I claim as my invention—

1. The combination of the flexible pasteboard box A with the rigid metallic cover B, whose sides extend down as far as the bottom of the box, so that the closed box will have a flexible bottom and rigid top and sides, substantially as herein shown and described.

2. The combination of the flexible pasteboard box A with the rigid metallic cover B, the sides of said cover extending down to the bottom of the box, and being provided with the notches or recesses *a* at their lower edges, substantially as herein shown and described.

MICHAEL BACKES.

Witnesses:

A. V. BRIESEN,  
F. V. BRIESEN.