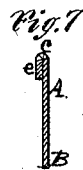
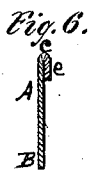
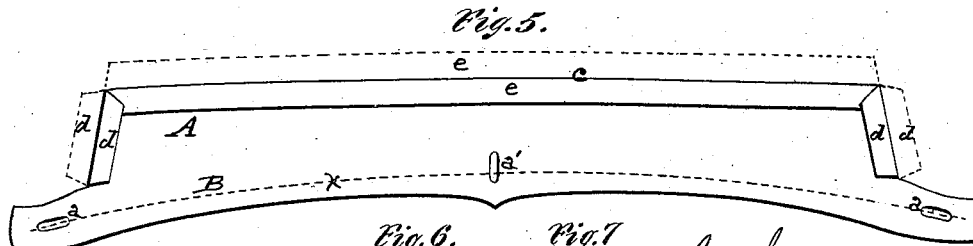

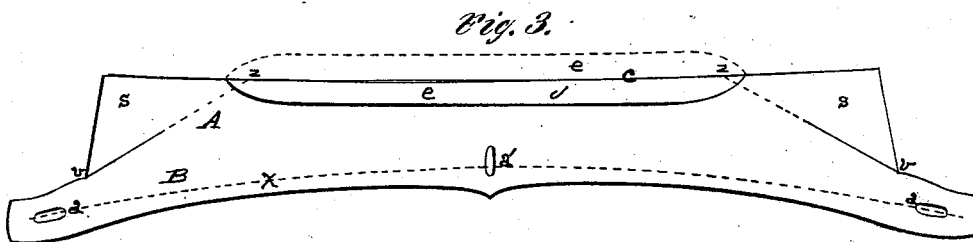
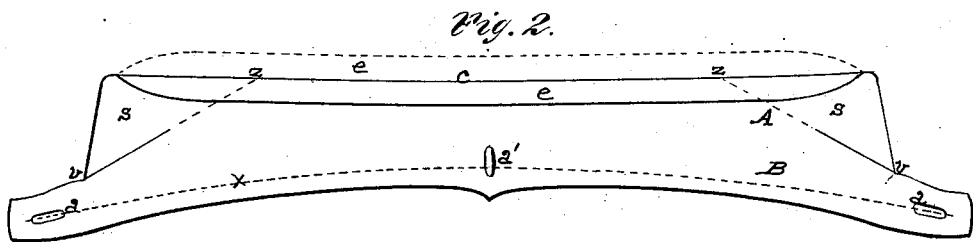



E. E. MACK.  
PAPER-COLLAR.

No. 191,354.

Patented May 29, 1877.



*Witnesses*  
Alex. Selkirk  
Wallace Blair.

*Ed. Olisha Mack*  
Inventor.

# UNITED STATES PATENT OFFICE

ED ELISHA MACK, OF ALBANY, NEW YORK.

## IMPROVEMENT IN PAPER COLLARS.

Specification forming part of Letters Patent No. 191,354, dated May 29, 1877; application filed April 27, 1877.

*To all whom it may concern:*

Be it known that I, ED ELISHA MACK, of the city and county of Albany, State of New York, have invented certain Improvements in Collars, which improvements are fully set forth in the following specification and accompanying drawings, in which—

Figures 1 to 3, inclusive, represent collars made with my improvements, viewed from their inner sides. Figs. 4 and 5 represent collars made with my improvements viewed from their outer sides. Fig. 6 is a cross-sectional view of a collar having the top marginal flap folded on the inner side, and taken at lines No. 1 in Figs. 1, 2, and 3; and Fig. 7 is a cross-sectional view of a collar having the top marginal flap folded on the outer side, and taken at lines No. 2 in Figs. 4 and 5.

The objects of my invention are to furnish a standing collar made of paper, or paper faced with linen, with a means by which the upper margin edge of the collar will be made smooth to the feel of the neck, and retain the intended curvature of the same without liability of kinking or short bending, while the edge itself will be prevented from being frayed out when worn, and the collar itself be made to flare outward from the neck of the wearer, with the corners turned outward, without liability of their breaking or tearing at the upper margin edge.

In the drawings, A represents the body of the collar proper. B is the band, made continuous with the body A, without seam or fold. *a a* and *a'* are button-holes made in the said band for securing the collar to the shirt-band. The said button-holes are arranged in relation to each other on a curved line, *x*, which curved line will be hereinafter more fully described. Cut with the collar, and continuous with the true and finished margin edge *c* of the same, is the flap or folding margin-piece *e*, (shown by dotted lines in Figs. 1 to 5, inclusive, and by full lines in Figs. 1 to 7 inclusive,) which flap consists of a narrow strip cut in excess with the collar, with a width of about three-eighths of an inch, and extending from end to end of the collar, as shown in Figs. 1, 2, and 5, or slightly past the points *z z*, as shown in Fig. 3, and may be turned down from the

upper margin edge *c* against either the inner or outer side surface, as shown in Figs. 6 and 7.

In the practice of this invention, to accomplish the results intended to be secured, I, in all cases, fold the flap *e* on a curved creased line greater than the curve-line on which the button-holes *a a* and *a'* are made, as about four to one—that is to say, the curve on which the flap *e* is to be creased and folded from the top margin line *c* in a fourteen-inch collar should be from a radius of about one hundred and twenty-eight inches, while the curved line *x*, on which the button-holes are made, should be about from a radius of thirty-two inches. In a longer collar the said two curves should be proportionally greater, and in a shorter collar proportionally less. The advantageous results secured by turning the flap or folding margin-piece on the curve described, and the button-holes setting on the curved line *x*, as described, are these: the margin folding flap will, when the collar is secured to the neck-band of the shirt, lie close against the surface of the collar it is folded on, and with a degree of pressure so as to stiffen the margin edge *c* against receiving short bends or kinks, and at the same time flare the collar outward in all directions; or, in other words, set the upper margin edge off from the neck of the wearer, and thereby prevent it from chafing the neck.

When the flap *e* is folded down from the margin edge *c* on the inner side surface, the fold should be made on a curved line (above described) running in a direction in opposition to the curved line *x*, on which the button-holes are made, as shown in Figs. 1, 2, and 3, while when the flap is turned against the outer side surface it should be turned on the same described curve running in the same direction as the curve *x*, as shown in Figs. 4 and 5. In either case the same advantageous results will be secured, though the appearance of the collar to the eye will be different.

If desired, the flap *e* may be made to extend from end to end, and provided with end flaps *d d*, shown in Figs. 1 and 5, in which case I would so form the said end flaps that their upper ends would have a bearing on the ends of

the long flap *e* and hold the same down, and secure the said end flaps to the surface of the collar by stitching or cement.

In collars having their corners bent outward, as is sometimes the case in linen collars, I bend the corners *s* of the collar outward from a point— as *v* on a line as line *vz*. The bend made is to have the form of an obtuse angle at its place of commencement at *v*, and gradually fall away as it approaches point *z*, so as to end in a rounded corner or bend at the margin edge, while the line of sharp bend commencing at point *v* and running to point *z* should in all cases be in such a direction as to strike a portion of the folded flap *e*, even when it is made with the form and extension shown in Figs. 3 and 4.

It may be readily seen, by the improvements in this invention, that the collar will be made to flare outward at the sides and back, when it is secured by the button-holes to the shirt-band, to such a degree as to prevent the top margin edge *c* from touching the neck of the wearer, while the said top margin edge will itself be smooth and free from a raw-cut form of edge, and not liable to chafe the neck of the wearer, as heretofore in raw-cut edge collars, and also be stiffened and preserved from short bends or kinks, and also, in linen-faced collars, not liable to fray out when worn.

It may also be readily seen that, by the employment of the folding margin piece or flap *e*, the collar is provided with a new means for receiving any degree of finish that may be selected to be given to the collar, to increase its beauty of finish by embossing or other processes familiar to the trade, and also that the

corners *s* may be made to turn outward with a graceful form of curve at its margin edge, while at the same time the corners will not be liable to tear down.

I am aware that flaps folded against the collar have been before employed, but such flaps were different in their office, work and functions, and were employed with the class of collars known as "turn-down collars," and were made to form a folded edge for the turn-down or fold portion of the collar, and were used turned up on the inner side of the fold, and between the same and the band, and not at the top margin edge of the collars, as in my invention. I, therefore, do not broadly claim the flap *e*, or the employment of a flap in a collar.

What I claim, and desire to secure by Letters Patent, is—

1. An article of manufacture consisting of a standing collar composed of body *A*, band *B*, and folding margin piece or flap *e*, with the latter turned down from the upper margin edge *c* of body *A*, substantially in the manner set forth.

2. An article of manufacture consisting of a standing collar composed of portions *A B*, and margin folding piece *e*, with button-holes *a a'* set in the band *B*, on the curve *x*, and the folding piece turned down from the body *A* on a curved line greater than the line on which said button holes are set, substantially in the manner set forth.

ED ELISHA MACK.

Witnesses:

ALEX. SELKIRK,  
WALLACE BLAIR.