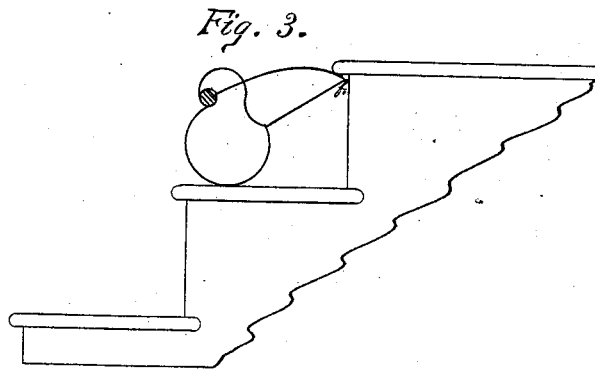
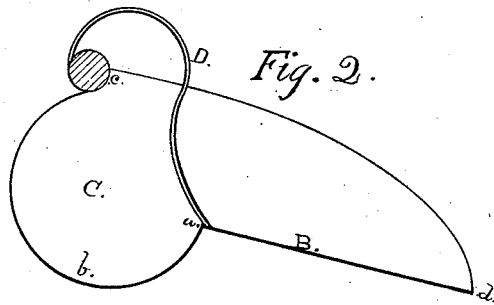
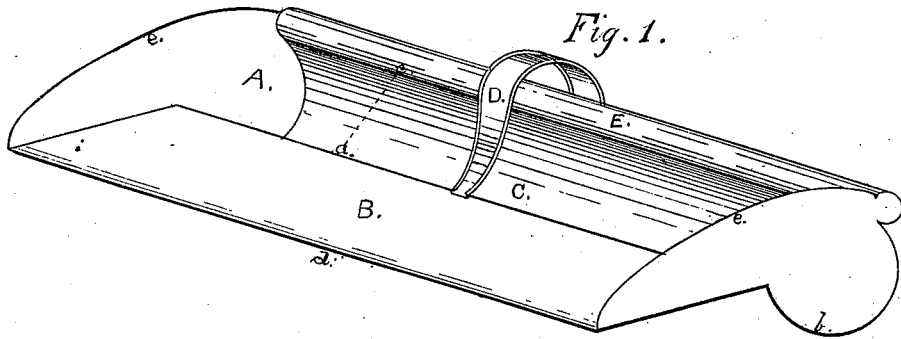


S. M. RENNIE.
DUST-PAN.

No. 191,368.

Patented May 29, 1877.



Witnesses;
T. J. Lacey.
G. W. Lennie.

Inventor;
Mrs. Sarah M. Rennie.
Per Atty. J. C. Robin

UNITED STATES PATENT OFFICE.

SARAH M. RENNIE, OF BINGHAMTON, NEW YORK, ASSIGNOR OF ONE-HALF
HER RIGHT TO WILLIAM J. RENNIE, OF SAME PLACE.

IMPROVEMENT IN DUST-PANS.

Specification forming part of Letters Patent No. **191,368**, dated May 29, 1877; application filed
April 13, 1877.

To all whom it may concern:

Be it known that I, SARAH M. RENNIE, of Binghamton, in the county of Broome and State of New York, have invented certain improvements in receptacles for sweepings of stairs and floors of apartments, which improvement is fully set forth in the following specification, reference being had to the accompanying drawings.

My invention consists in the peculiar construction and arrangement of parts, and will hereinafter be more specifically pointed out in the claim.

Figure 1 in the accompanying drawings is a view of a device embodying my invention. Fig. 2 is an end view of a sectional elevation of the same, showing the recess and lip. Fig. 3 is an end view of the device in position on the stairs for the reception of the sweepings from the step above.

A is the dust-pan, which is made of a larger size than the ordinary article, say two feet in length, more or less, that it may receive the entire sweepings of the apartment, and that its weight may retain it in position. B is the projecting lip or apron, the edge of which rests on the floor, on the carpet, or under the pro-

jecting edge *f* of the step of the stairs. The other point of bearing is the depression *b* of the recess C. D is the handle, which is attached to the upper edge of the opening *c* of the recess, and to the center of the lip B, on a line, *a*. This forms a brace for the protection of the edge of the recess.

The opening *c* is shown by a dotted line from *a* to *c*. The outside of the device is left free from the ordinary attachments.

When I use my dust-pan for sweeping stairs I place it in position, as shown by Fig. 3 in the drawings, and, when used for the floor or carpet, I move it from one position to another with the foot until the work is accomplished.

Having thus described my invention, what I claim as new, and desire to secure by Letters Patent, is—

In combination with the device A, the handle D, attached on the inside, and forming a brace for the projecting edge E and opening *c*, constructed as herein described, for the purpose set forth.

MRS. SARAH M. RENNIE.

Witnesses:

P. P. ROGERS,
W. J. RENNIE.