

T. STUART.
SASH-FASTENER.

No. 191,383.

Patented May 29, 1877.

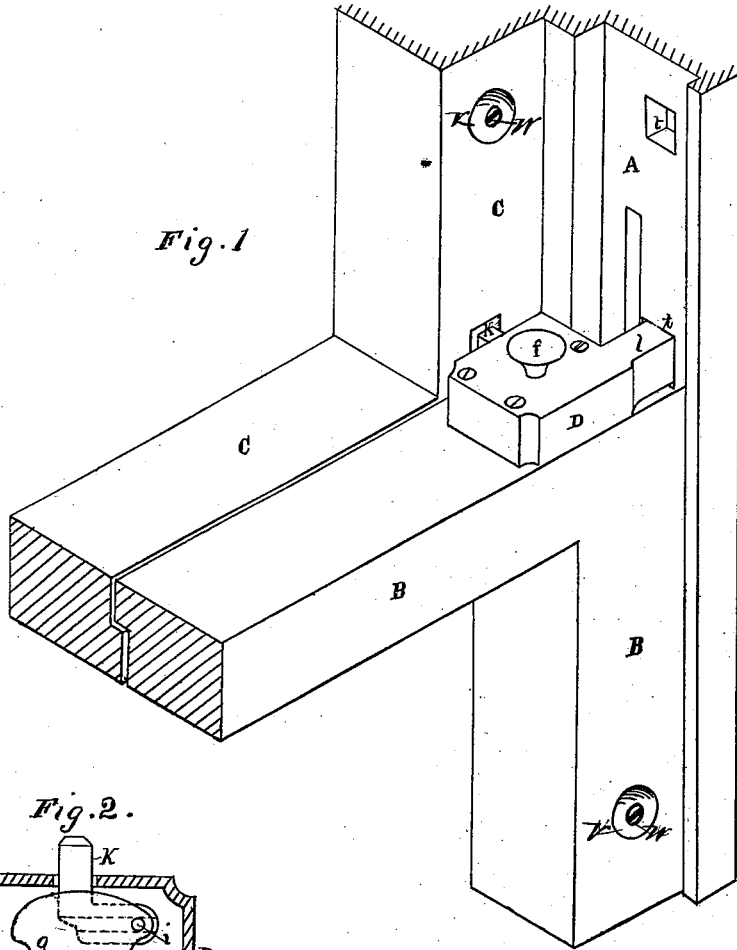


Fig. 1

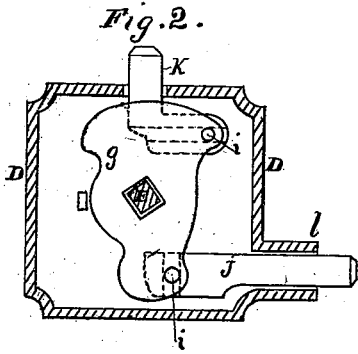


Fig. 2.

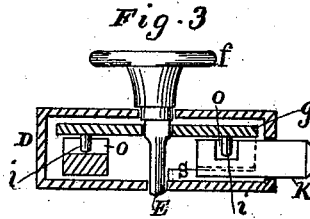


Fig. 3

Witnesses
Geo. H. Strong
Owyn J. Stacy

Inventor
Thos. Stuart
By his atty's
Dewey & Co.

UNITED STATES PATENT OFFICE.

THOMAS STUART, OF SAN FRANCISCO, CALIFORNIA.

IMPROVEMENT IN SASH-FASTENERS.

Specification forming part of Letters Patent No. **191,383**, dated May 29, 1877; application filed March 29, 1877.

To all whom it may concern:

Be it known that I, THOMAS STUART, of the city and county of San Francisco, and State of California, have invented an Improved Sash Lock and Fastener; and I do hereby declare the following to be a full, clear, and exact description thereof, reference being had to the accompanying drawings.

My improvement consists in a novel method of constructing a sash lock and fastener with two bolts, one of which serves to lock the two sashes together, while the other locks into suitable notches in the window-casing, in connection with devices for operating said bolts, all as hereinafter more fully described and definitely claimed.

Referring to the accompanying drawings, Figure 1 is a perspective view. Fig. 2 is a horizontal section. Fig. 3 is a vertical section.

Let A represent one side of a window-casing. B is the lower, and C the upper window-sash.

My sash-lock consists of a square case, D, which is secured by means of screws upon the upper rail of the lower sash, close up against the casing A, as represented.

A shaft, E, passes vertically through the case D, and has a small thumb-wheel, *f*, on its upper end above the case. A plate, *g*, is secured upon this shaft inside the case, so that it can be partially rotated by turning the thumb-wheel *f* on the outside of the case. This plate has two pins, *i i*, projecting from it in the proper position to enter suitably-arranged slots O O in the bolts, so as to throw the two bolts J K when the plate is rotated. The bolt J passes through an extension, *l*, on the side of the case, so that it can enter sockets in the casing which are prepared to receive it without interfering with the sash-cord, while the bolt K passes directly through the side of the case at right angles to the bolt J, so as to enter sockets in the rail of the upper sash, thus not only locking the lower sash to the upper one, but to the window-casing also, the same operation serving to throw both bolts simultaneously. The bolts are guided

not only by the openings through which they pass, but by suitable ribs S on the bottom plate of the case, so that they move in a straight line.

This arrangement for operating the bolts is very simple, and is not liable to get out of order. It also enables me to construct the lock quite cheaply.

The sockets *t t* in the casing which receive the bolt K can be made in any desired shape corresponding with the shape of the bolt; but the sockets V in the sash-rails, in which the bolt J enters, I make semi-globular, as represented, and of sufficient size to admit the point of the finger of a person, so that after the bolts have been withdrawn the upper sash can be raised or lowered by the force of the finger inserted in these sockets, thus avoiding the necessity of using a rod or other device for moving the sash.

In constructing these sockets I make a metal thimble which will fit into a corresponding socket in the sash, and after it has been properly fitted I secure it by a screw, W, which enters the wood through the bottom of the thimble or metal socket, thus providing a very neat and useful device.

This fastener and lock will secure the sashes firmly together and to the casing at whatever position the sashes are moved to correspond with the position of the sockets.

Having thus described my invention, what I claim, and desire to secure by Letters Patent, is—

The sash lock and fastener consisting of the case D, with its slotted bolts J K, operated at right angles to each other, in connection with plate *g*, having pins *i i*, and shaft E, with thumb-screw *f*, the several parts arranged to operate substantially in the manner specified.

In witness whereof I have hereunto set my hand and seal.

THOMAS STUART. [L. S.]

Witnesses:

JNO. L. BOONE,
OLWYN T. STACY.