

J. HALL.
SNAP-HOOK.

No. 191,423.

Patented May 29, 1877.

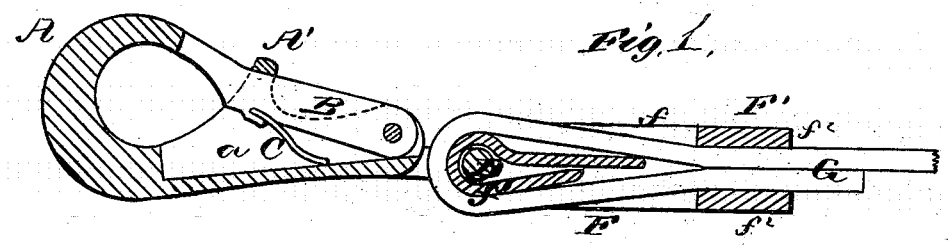


Fig. 1.

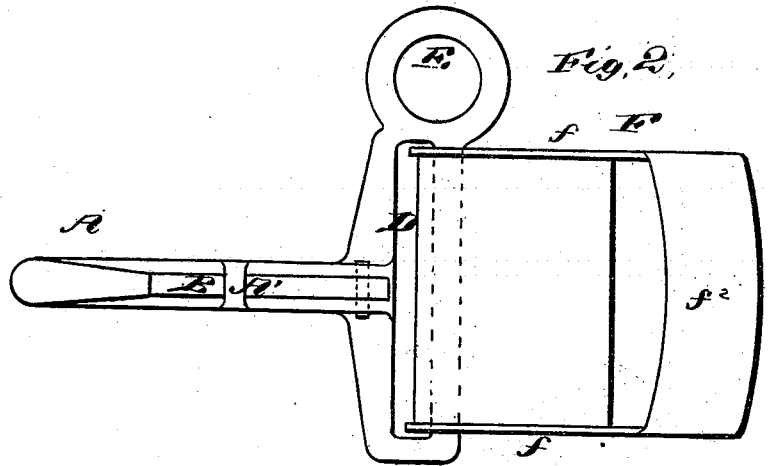


Fig. 2.

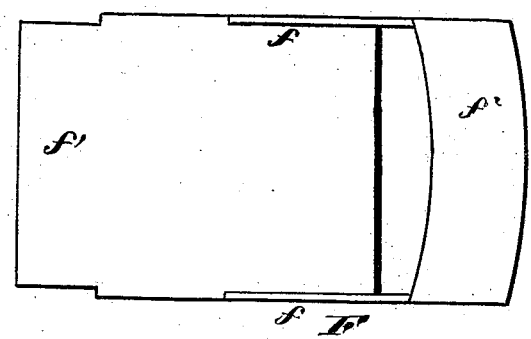


Fig. 3.

WITNESSES
E. H. Bates
George C. Upnam

INVENTOR.
Jonathan Hall
Glenn C. Smith & Co.
ATTORNEY S.

UNITED STATES PATENT OFFICE.

JONATHAN HALL, OF KEENE, NEW HAMPSHIRE.

IMPROVEMENT IN SNAP-HOOKS.

Specification forming part of Letters Patent No. **191,423**, dated May 29, 1877; application filed March 17, 1877.

To all whom it may concern:

Be it known that I, JONATHAN HALL, of Keene, in the county of Cheshire and State of New Hampshire, have invented a new and valuable Improvement in Snap-Hooks; and I do hereby declare that the following is a full, clear, and exact description of the construction and operation of the same, reference being had to the annexed drawings, making a part of this specification, and to the letters and figures of reference marked thereon.

Figure 1 of the drawings is a representation of a central vertical section of my snap-hook, and Fig. 2 is a plan view of the same. Fig. 3 is a plan view of the blank of the strap-fastening device.

This invention relates to snap-hooks for harness; and it consists in the peculiar construction and arrangement hereinafter set forth and claimed.

In the accompanying drawings, A designates a hook, having a longitudinal channel, *a*, extending from its rear nearly to its front end, and an arch, A', raised above and across said channel. In the rear end of said channel is pivoted the rear end of a tongue, B, which completes the hook. Said tongue is forced upward by a spring, C, which sets in channel *a*, and bears against the under side of said tongue, while arch A' prevents said tongue from being forced too far upward. Said spring is effectually protected from injury by said tongue and said channeled hook.

The said hook A is formed in one piece with a broad loop, D, for the attachment of a strap, which has a smaller supplemental loop or eye, E, on one side of it, for the attachment of another strap in case the said hook is to be used in a part of the harness where such attachment is required.

To the main loop D I attach a strap-fastening device, F, which consists of two side pieces, *f f*, a front guide-plate, *f*¹, which is folded over the rear part of said main loop, and two cross-pieces, *f*² *f*², which unite the rear ends of said side pieces *f*¹ *f*¹, forming a short sleeve, F'. G designates a leather strap, fastened to the said loop D, by passing its end first forward through sleeve F', then around the front of guide-plate *f*¹ and the rear bar of loop D, and finally back through said sleeve F'. Any suitable additional fastening may be employed, if desired.

What I claim as new, and desire to secure by Letters Patent, is—

A snap-hook provided with loop D and supplemental loop or eye E, substantially as shown, and for the purpose set forth.

In testimony that I claim the above I have hereunto subscribed my name in the presence of two witnesses.

JONATHAN HALL.

Witnesses:

SILAS HARDY,
EDWARD P. DOLE.