

G. TRINKS & A. PRAMANN.  
BUTTONS FOR CARRIAGE-CURTAIN

No. 191,492.

Patented May 29, 1877.

Fig. 1.

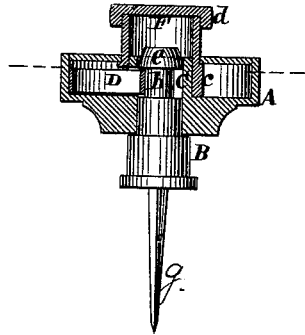


Fig. 2.

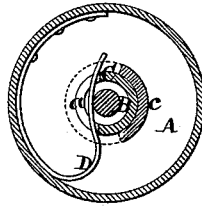


Fig. 3.

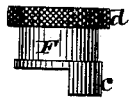
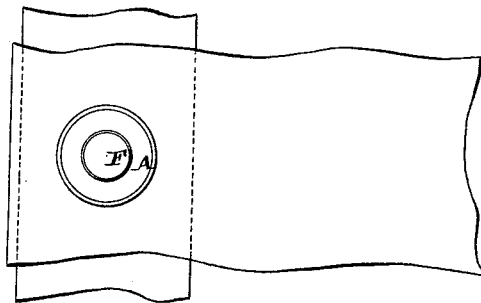


Fig. 4.



Fig. 5.



Witnesses:  
Otto Stufeland.  
Hug. Amegemann

Inventors:  
Gregor Trinks  
Adolphus Pramann  
Van Santvoord & Hauff  
their attorneys

# UNITED STATES PATENT OFFICE.

GREGOR TRINKS AND ADOLPHUS PRAMANN, OF NEW YORK, N. Y.

## IMPROVEMENT IN BUTTONS FOR CARRIAGE-CURTAINS.

Specification forming part of Letters Patent No. **191,492**, dated May 29, 1877; application filed April 25, 1877.

*To all whom it may concern:*

Be it known that we, GREGOR TRINKS and ADOLPHUS PRAMANN, both of the city, county, and State of New York, have invented a new and useful Improvement in Buttons for Fastening Carriage-Curtains and other Purposes, which improvement is fully described in the following specification, reference being had to the accompanying drawing, in which—

Figure 1 represents a longitudinal central section of a button containing our improvement. Fig. 2 is a horizontal section thereof in the plane of the line *xx*, Fig. 1. Figs. 3 and 4 show portions of the same in a detached state. Fig. 5 illustrates the method of applying the same to a carriage-curtain.

Similar letters indicate corresponding parts.

This invention relates to certain improvements in buttons; and consists in a shank having an attaching-point, and near its upper end a circular groove, and a hollow head, provided with a vertical central nipple, having a slot, in combination with a flat spring secured in the hollow head, and having its free end setting through the slot in the nipple into the circular groove of the shank, and with a cap having a segmental projection, which sets over the nipple in the hollow head, and by revolving which cap the end of the spring will be forced out of the groove in the shank, and thereby permitting the latter and the head to be separated, all of which will be fully hereinafter described.

In the drawing, the letter A designates the head, and B is the shank, of our button, the shank having an attaching-point, *g*, and both of which parts, in the example shown, have a circular shape. The head A is made partly hollow, and on it is cast or secured a nipple, C, which is situated in its said hollow part, and in the side of which is formed a slot, *a*. In the said hollow part of the head A is secured a spring, D, consisting of a strip of steel or other sheet metal, the back of which is arranged to protrude into or through the slot *a* of the nipple C, as shown.

The upper part of the shank B is made of equal diameter to the interior of the nipple C, and it is provided with a circular groove, *b*, of equal width to the spring D. The head A can thus be placed on said shank, while, when

this is done, the spring D catches in the groove *b*, and by this means said head and shank are firmly connected together. The upper end of the shank *b* is beveled, as at *e*, in order to facilitate its passage through the nipple C and beyond the spring D.

On the nipple C is placed a cap, F, which rests on the upper edge of the spring D, and which has a projection, *c*, of segmental form on its lower edge. This projection *c* embraces the lower part of the nipple C at a point opposite to where the spring D is located, so that when the cap F is rotated said projection *c* comes in contact with the back of the spring D, and pushes the same rearward a sufficient distance to clear the outer edges of the groove *b*, whereby the head A is disengaged from the shank B, so as to permit of its removal.

The cap F is provided with a roughened rim, *d*, in order to facilitate its being rotated by the thumb and forefinger.

It will be noticed that when the spring D is allowed to follow its own action, and catch in the groove *b*, the head A can be turned in either direction, while at the same time it is firmly held in place on the shank B.

Our button can be used with advantage for fastening carriage-curtains, and also for hanging pictures to walls, and for various other purposes.

What we claim as new, and desire to secure by Letters Patent, is—

The combination, with the shank B, having an attaching-point, *g*, and near its upper end the circular groove *b*, of the hollow head A, having the nipple C, provided with a slot, *a*, the flat spring D, secured in the head, and having its free end resting in the slot *a*, and into the groove of the shank, and the cap F, having the segmental projection *c*, arranged over the nipple of the head, all substantially as and for the purpose described.

In testimony that we claim the foregoing we have hereunto set our hands and seals this 16th day of April, 1877.

GREGOR TRINKS. [L. S.]  
ADOLPHUS PRAMANN. [L. S.]

Witnesses:

W. HAUFF,  
E. F. KASTENHUBER.