

J. HUDSON.  
HAME ATTACHMENT.

No. 191,591.

Patented June 5, 1877.

Fig. 1.

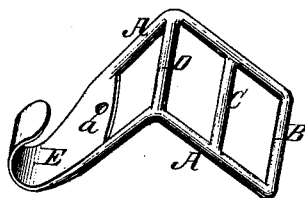


Fig. 2.

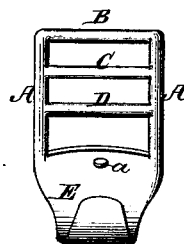


Fig. 3.

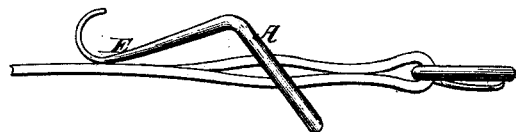


Fig. 4.

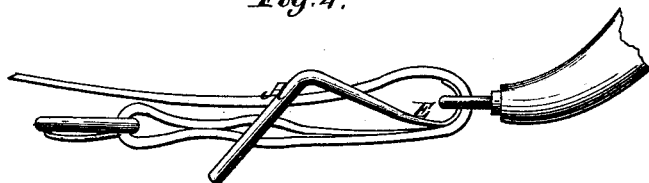


Fig. 5.



Witnesses.

W. Parker  
W. L. Shuter

Inventor.

John Hudson.

# UNITED STATES PATENT OFFICE.

JOHN HUDSON, OF DETROIT, MICHIGAN.

## IMPROVEMENT IN HAME ATTACHMENTS.

Specification forming part of Letters Patent No. **191,591**, dated June 5, 1877; application filed October 12, 1876.

*To all whom it may concern:*

Be it known that I, JOHN HUDSON, of the city of Detroit, in the county of Wayne and State of Michigan, have invented a Hame-Strap Attachment, of which the following is a specification:

The nature of this invention relates to a new and improved construction of a device for the double purpose of fastening the buckles onto straps requiring two loops, front and back, and of supplying said loops, while at the same time it fully performs the function of a hame-fastener; and has for its object to save the stitching of the overlap and putting in of leather loops, thereby obviating the danger of ripping and the consequent pulling out of loops, and to prevent the buckle of the hame-strap from drawing around to the opposite hame while drawing upon it for the purpose of tightening the hames.

Figure 1 is a perspective view of my improved hame-strap attachment. Fig. 2 is a plan view of the same. Fig. 3 is a side view of the same, with a strap attached, having a buckle on and ready for use. Fig. 4 is a like view, showing section of hame with the attachment in it, and the strap passed through the back loop. Fig. 5 is also a side view, showing sections of both hames, with the strap and my improved attachment, as they appear when in use.

Like letters refer to like parts in each figure.

In the drawings, A represents the two sides of my improved hame-strap attachment, B is the front loop, C is the center-bar, D is the back loop, and E is the hook which is pro-

vided with a hole, *a*, designed for a rivet to fasten the whole firmly to the strap, the whole of the parts A, B, C, D, and E being preferably cast in one piece.

The strap is prepared for the buckle in the usual manner. After putting the buckle on, a hole is punched through the doubled strap as near to the buckle as practicable, a rivet put through, and firmly fastened down. The strap, thus prepared, is passed through my improved attachment, the grain of the leather being turned toward the front loop B, the center-bar C passing between the two plies of leather and pressed up as closely as possible to the aforesaid rivet. Another hole is then punched through the two plies of the strap coincident to the hole *a* in the hook E, a rivet put through, and the whole riveted fast together.

The strap is put into the hame in the usual way; the hook E passes through the bail in the hame and receives the wear, instead of the strap.

What I claim as my invention, and desire to secure by Letters Patent, is—

The combination of the sides A, front loop B, center-bar C, back loop D, and hook E, having hole *a*, as shown, all as and for the purposes set forth.

In testimony that I claim the above as my invention I have hereunto set my hand this 2d day of October, 1876.

JOHN HUDSON.

Witnesses:

GEO. E. FROST,  
SAML. HESINGER.