

T. McLAUGHLIN.
SPINNING-TOP.

No. 191,701.

Patented June 5, 1877.

Fig. 1.

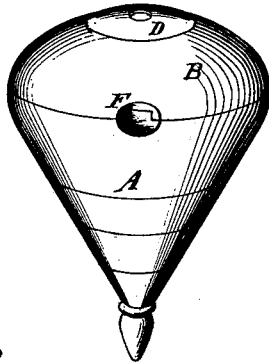


Fig. 2.

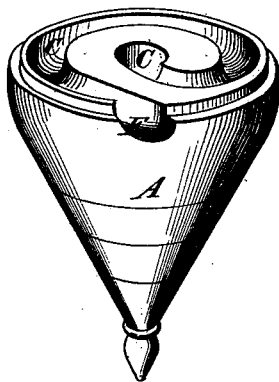


Fig. 3.

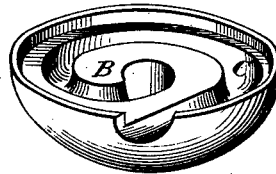
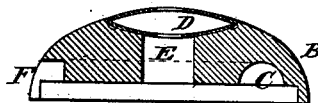


Fig. 4.



Witnesses.
A. Ruppert,
Geo. C. Mason

Thos. McLaughlin
Inventor.
D. P. Holloway & Co.

UNITED STATES PATENT OFFICE.

THOMAS McLAUGHLIN, OF NEW YORK, N. Y.

IMPROVEMENT IN SPINNING-TOPS.

Specification forming part of Letters Patent No. **191,701**, dated June 5, 1877; application filed April 4, 1877.

To all whom it may concern:

Be it known that I, THOMAS McLAUGHLIN, of New York, in the county and State of New York, have invented a new and useful Improvement in Whistling-Tops, of which the following is a specification:

This invention consists of a top in the upper part of which is placed a small double-acting whistle, which is blown when the top is in motion. In one side of the top an opening is cut to admit air, which passes through a spiral tube to the whistle in the upper part, where it produces a whistling noise, by suction when the top is moving in one direction, and by blast when it is moving in the other.

In the annexed drawing, making part of this specification, Figure 1 is a perspective view, showing the opening in the side and the whistle in the upper end. Fig. 2 is a perspective view, showing the lower portion of the top and spiral tube. Fig. 3 is a perspective view of the upper portion of the top and the other half of the spiral tube. Fig. 4 is a vertical section, showing the whistle and chamber leading from the spiral tube to it.

The same letters are employed in all the figures in the indication of identical parts.

The top is an ordinary wooden one, conical in shape, made in two parts, A and B, being cut in two at right angles to its axis at its thickest part, so that the spiral tube may be cut. The upper part B is flanged and made to fit close to the lower part A, to which it is securely fastened. In the upper side of B a cavity is made, and into this cavity the whistle D is placed, which consists of two convex pieces of sheet metal, being a very common whistle for children. Immediately below the whistle the top is cut away, thus forming a chamber communicating between the whistle and the spiral tube C.

When the top is made to revolve in one direction the air enters through the whistle D, passing through the spiral tube C, and out at F, the whistling noise being made by suction; but when made to revolve in the opposite direction the wind is forced through the tube C, entering through the opening F and passing out through the whistle D. The top is pointed, as is customary, with a small piece of metal, so as to reduce friction, and also to preserve a fine point. It is spun with a string, the string being wrapped around, beginning at the lower part, near its point. The top is then thrown, and as the string unwinds it gives it the revolving motion.

This top is distinguished from those which have heretofore been known—in which there was a whistle connected with straight holes bored through the body of the top—in this, that, by making the hole spiral, the action of the air on the whistle is reversed as the top is revolved in different directions, and my claim will be limited to this peculiarity of construction.

What I claim as my invention, and desire to secure by Letters Patent, is—

A whistling-top, combining the body, made in sections A B, with the spiral tube C, leading from the opening F to the central chamber E, and the double-acting whistle D, substantially as set forth.

In testimony whereof I have signed my name to this specification in the presence of two subscribing witnesses.

THOMAS McLAUGHLIN.

Witnesses:

D. McLAUGHLIN,
D. P. HOLLOWAY.