

P. B. PICKENS.

PAPER BOX.

No. 191,712.

Patented June 5, 1877.

Fig. 1.

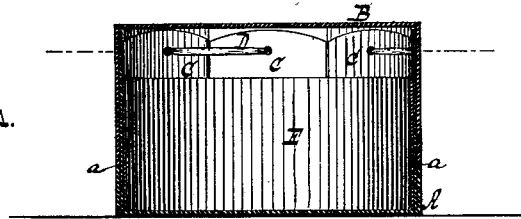


Fig. 2.

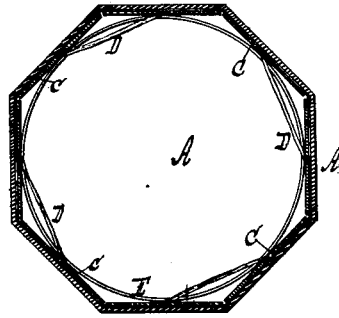
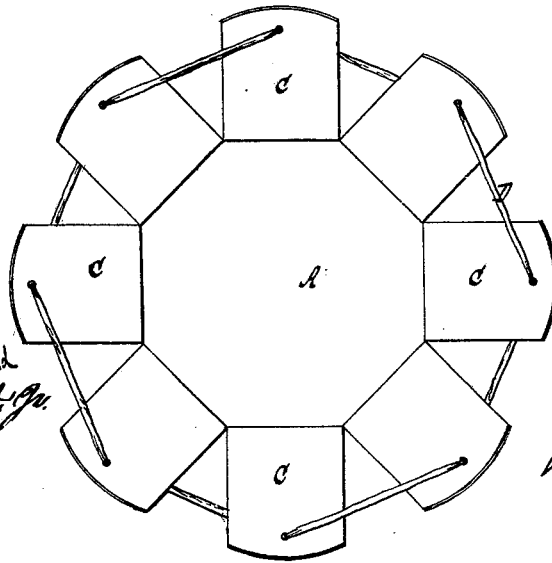


Fig. 3.



Witnesses
Otto Stupeland
James M. Wright, Jr.

Inventor
Pulaski B. Pickens
by
Van Bentvoord & Hauff
his attorneys

UNITED STATES PATENT OFFICE.

PULASKI B. PICKENS, OF NEW YORK, N. Y.

IMPROVEMENT IN PAPER BOXES.

Specification forming part of Letters Patent No. **191,712**, dated June 5, 1877; application filed May 10, 1877.

To all whom it may concern:

Be it known that I, PULASKI B. PICKENS, of the city, county, and State of New York, have invented a new and useful Improvement in Boxes, which improvement is fully set forth in the following specification, reference being had to the accompanying drawing, in which—

Figure 1 represents a vertical section of my box when closed. Fig. 2 is a horizontal section thereof in the plane of the line *x x*, Fig. 1. Fig. 3 is a plan or top view of the same when open and converted into a card-basket.

Similar letters indicate corresponding parts.

My improvement relates to a box for packing collars, cuffs, or other articles, and which is convertible into a basket for receiving cards or other articles. The body of the box is made of polygonal shape, and its upper part is divided into a series of flaps, through which is drawn a tape or cord, by which the position of the flaps can be regulated, and on such body is fitted a cover, while within the same is fitted and placed a loose cylinder in such a manner that, when the tape or cord is tightened, the flaps occupy a vertical position, and are supported by the cylinder, when the cover may be put in place, and the box is adapted to receive collars, cuffs, or other articles, while, when the cover as well as the cylinder is removed, and the tape or cord is loosened so as to permit of turning the flaps down to an inclined or a horizontal position, the whole forms a convenient basket for receiving visiting-cards or other articles.

In the drawing, the letter A designates the body of my box, and B is its cover, both of which parts are made of polygonal shape, being in the example shown made to form a hexagon. The cover B is fitted over the body A, and the latter is provided with a shoulder, *a*,

to form a stop for the cover. That portion of the body A situated above the shoulder *a* is cut in such a way as to form flaps C, and each of these flaps is provided with an aperture, through which is drawn a tape or cord, D, by means of which the flaps can be adjusted to different positions. Within the body A is placed loosely a cylinder, E, the diameter of which is such that it fits exactly into said body, while it is made of such height as to form an abutment or support for the flaps C when the latter are moved to an upper position. When the flaps C are moved to an upper position, which is accomplished by tightening the tape or cord D, the body of a box is formed, and, moreover, one which is especially adapted to receive collars or cuffs, the box being completed by the cover B.

When the flaps C are turned down, as illustrated in Fig. 3, the tape or cord D being to this end loosened, and the cylinder E is removed, a receptacle is formed, in shape like a card-basket. The flaps C can be ornamented in various ways, so as to produce very beautiful effects.

What I claim as new, and desire to secure by Letters Patent, is—

In a box, the combination of an open, detached cylinder, a polygonal body, the upper part of which is divided into turn-down flaps, a tape or cord for regulating the position of these flaps, and a cover which fits the polygonal body, substantially as shown and described.

In testimony that I claim the foregoing I have hereunto set my hand and seal this 5th day of May, 1877.

PULASKI B. PICKENS. [L. S.]

Witnesses:

W. HAUFF,

E. F. KASTENHUBER.