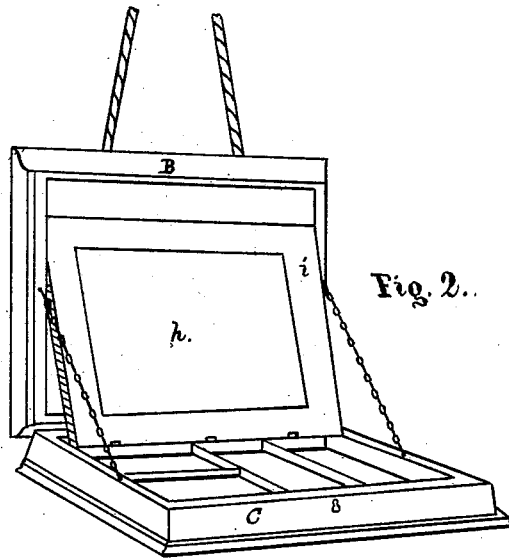
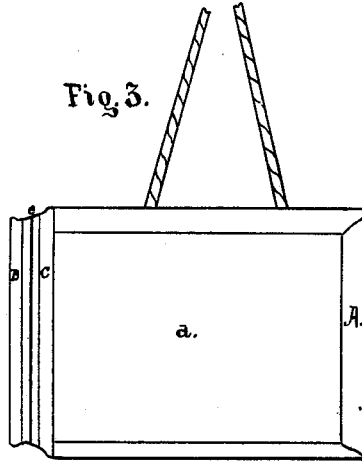
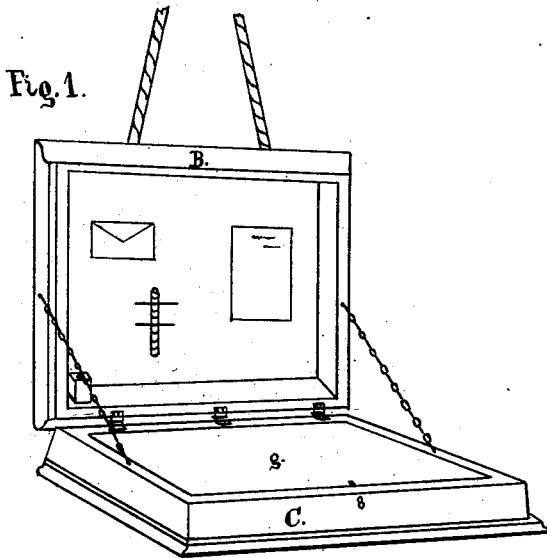


S. A. BOWERS & W. MURPHY.
PICTURE-FRAME.

No. 191,795.

Patented June 12, 1877.



Witnesses:

Chas. L. Goss.
John H. Denison.

Inventors, *S. A. Bowers*
William Murphy,

Per. *Charles E. Allen,*
Attorney.

UNITED STATES PATENT OFFICE.

SERENO A. BOWERS AND WILLIAM MURPHY, OF BURLINGTON, VERMONT.

IMPROVEMENT IN PICTURE-FRAMES.

Specification forming part of Letters Patent No. **191,795**, dated June 12, 1877; application filed March 27, 1877.

To all whom it may concern:

Be it known that we, SERENO A. BOWERS and WILLIAM MURPHY, of the city of Burlington, in the county of Chittenden and State of Vermont, have invented a new and useful Improvement in Picture-Frames, which improvement is fully set forth in the following specification and accompanying drawing, in which—

Figure 1 is a perspective view of the frame, showing its interior arrangement for a writing-desk. Fig. 2 is a similar view of its adaptation to toilet purposes. Fig. 3 represents its appearance as a frame for pictures.

The object of our invention is to furnish a frame for pictures, which is intended to be suspended against a wall, and which, at the same time, combines with it a writing desk and toilet-case.

In the drawings, the picture-frame A is subdivided longitudinally at the point *e* in Fig. 3, the front and rear divisions B and C, as it hangs against a wall, being connected together by hinges on the under side. *a* is the exterior space of the front division B, to be filled with the picture. The interior of the frame comprises suitable arrangements for an escritoire or writing-desk and a toilet-case, each having places for all the conveniences for using the same.

The frame A is suspended in such a manner that it may be raised or lowered to any convenient height by means of suitable cords attached to the rear divisions C, and passing through pulleys, or by loop upon the frame being passed over a nail.

When used as a writing-desk the frame is drawn down to the height desired. The front division B is then opened forward on its hinges as far as the side braces *f* will permit,

thus exposing the writing materials which are contained in the rear division C, and the writing-pad *g*, which is attached to the top of the lid of the front division B. The pressure on the pad *g* by the person when writing only serves to keep the same more firmly in position. By raising the pad or lid *g* of the front division B the arrangements for a toilet-case are exposed. The mirror *h* is fastened to the under side of the lid *g*, and the whole interior of the division B is subdivided by partitions to accommodate the various articles for the toilet.

When not in use the front division B is readily lifted into place against the rear division C, to which it may be locked or hooked, and the picture-frame again raised into proper position against the side of the wall.

This invention combines all the advantages and conveniences of a frame for pictures, a writing-desk, and toilet-case, thereby securing an article of furniture perfectly adapted to the purposes specified, which is both cheap in manufacture, economical in room, and being at the same time useful and ornamental.

What we claim is—

The combination, in the frame A, of the subdivisions B C, hinged together, the division C being covered by a lid, the whole constructed to form a frame for a picture, with a receptacle or receptacles to hold writing, toilet, or other articles, and adapted to be suspended against the wall of a room, substantially as described and shown.

S. A. BOWERS.
WM. MURPHY.

Witnesses:

CHARLES E. ALLEN,
CHARLES P. BURNS.