

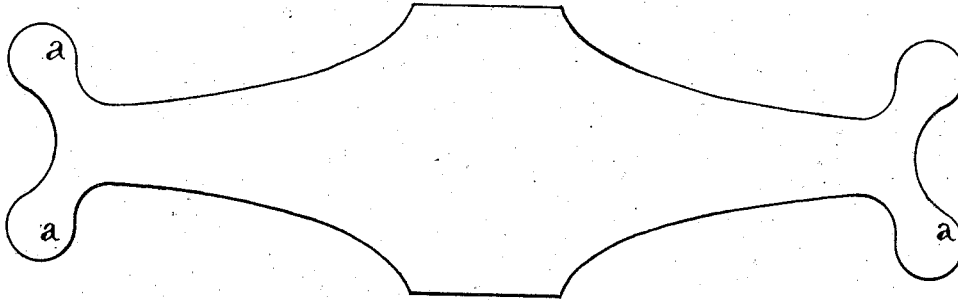
M. BRITTON.

PROTECTION-TIPS FOR CAR-BLADES.

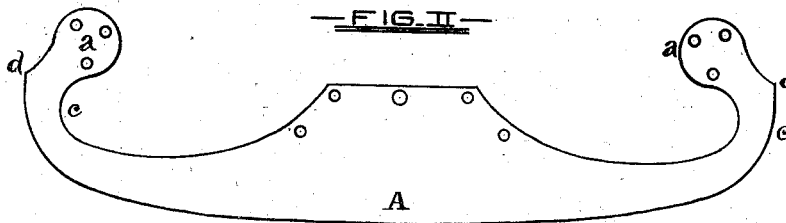
No. 191,923.

Patented June 12, 1877.

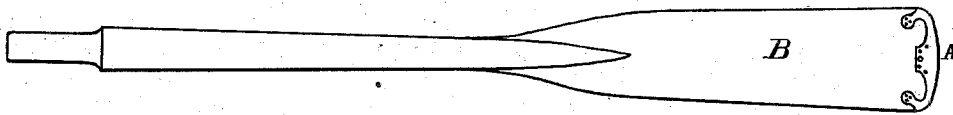
—FIG. I—



—FIG. II—



—FIG. III—



—WITNESSES—

H. A. Green
James Hart

—INVENTOR—

Mason Britton
By *Chas. B. Mann*
Attorney.

UNITED STATES PATENT OFFICE.

MASON BRITTON, OF WAUSEON, OHIO.

IMPROVEMENT IN PROTECTION-TIPS FOR OAR-BLADES.

Specification forming part of Letters Patent No. **191,923**, dated June 12, 1877; application filed May 24, 1877.

To all whom it may concern :

Be it known that I, MASON BRITTON, of Wauseon, in the county of Fulton and State of Ohio, have invented a new and useful Improvement in Protection-Tips for Boat-Oars, which is fully set forth in the following specification and accompanying drawing.

The object of my invention is to provide an improved protection-tip for oar-blades which shall be free from the objection of not yielding sufficient to permit the expansion and contraction of the wooden oar-blade as the same becomes wet or dry. The objection to which reference is made is such that, unless the tip is so constructed as to possess a certain degree of elasticity, its effectiveness as a real protection is greatly impaired.

Referring to the drawing, Figure 1 represents a blank of the sheet metal previous to swaging or stamping. Fig. 2 represents the tip ready for application to the oar, and Fig. 3 represents an oar with my improvement.

The socket-tip A is first blanked out from any suitable sheet metal in the shape shown in Fig. 1, the ends being bifurcated similar to a fish-tail, and is then swaged, stamped, or pressed by dies into the socket-shape shown in Fig. 2, corresponding to that of the end of the oar-blade B, which it should fit.

It may be fastened to the blade by rivets or screws, or in any suitable manner; but I prefer to fasten it with annealed nails driven from each side through holes in the tip, and through the blade, the points of the nails clinching in the wood on the opposite side as they come through and strike the metal.

When constructed as herein shown and de-

scribed it possesses the following advantages when applied to a wooden oar-blade: Being fastened at the bifurcated points or ends *a a* it has sufficient elasticity at the narrow points *c c* to accommodate the swell or shrinkage of the wood, while always remaining tight to the edges of the oar-blade at the points *d d*, whether the condition of the oar be wet or dry.

It will thus be seen my improvement is an effective protection-tip for the ends of wooden oar-blades, and will prevent them from splitting or abrasion, shielding the end when the oar is used in poling or pushing.

I am aware it has long been a practice to bind oar-blades with strips of sheet metal to keep them from splitting. At best such devices but imperfectly serve any purpose, and do not afford any protection to the end of the blade, and I do not claim them; but

I claim and desire to secure by Letters Patent—

1. As a new article of manufacture, the metal protection tip for boat-oar blades, pressed or stamped from sheet metal into shape for receiving the end of an oar-blade, having bifurcated ends *a*, substantially as shown and described.

2. The improvement in boat-oars consisting of the metal protection-tip A, with bifurcated ends *a*, substantially as shown and described, fitting over and secured to the end of the oar-blade, for the purpose specified.

MASON BRITTON.

Witnesses:

RICHD. TAYLOR,
L. G. ELY.