

F. M. SNIVELY.

SAD-IRON.

No. 192,197.

Patented June 19, 1877.

Fig-1-

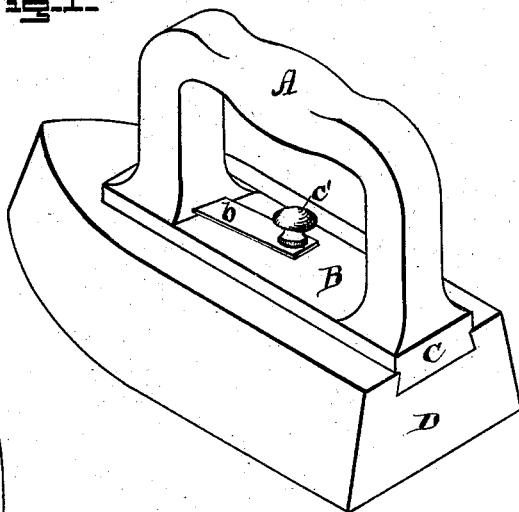


Fig-2-

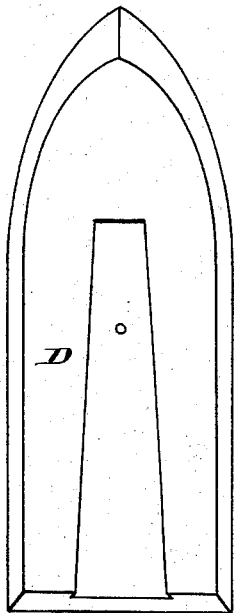


Fig-4-

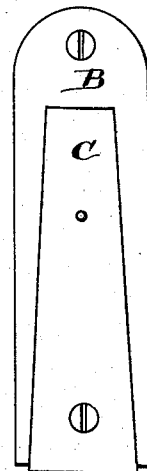


Fig-3-

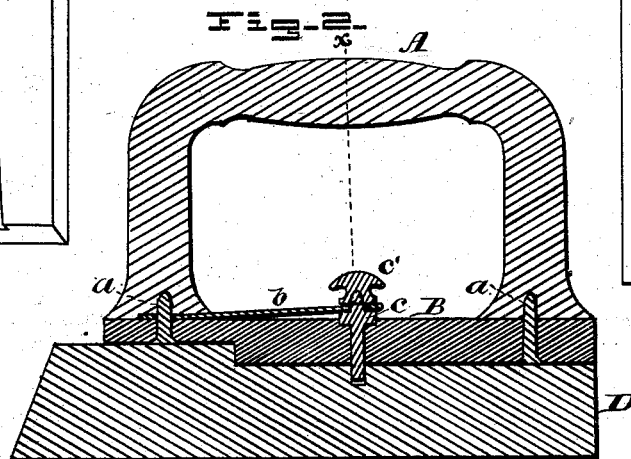
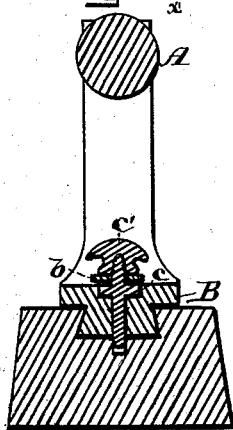


Fig-5-



WITNESSES:

H. B. Brown
Geo. F. Duhamel

INVENTOR:

F. M. Snively

PER

A. J. Abbott

ATTORNEY.

UNITED STATES PATENT OFFICE.

FRANCIS M. SNIVELY, OF BELLAIRE, OHIO.

IMPROVEMENT IN SAD-IRONS.

Specification forming part of Letters Patent No. **192,197**, dated June 19, 1877; application filed February 19, 1877.

To all whom it may concern :

Be it known that I, FRANCIS M. SNIVELY, of Bellaire, in the county of Belmont and State of Ohio, have invented certain new and useful Improvements in Sad-Irons; and I do hereby declare that the following is a full, clear, and exact description thereof, which will enable others skilled in the art to which it appertains to make and use the same.

My invention relates to an improvement in sad-irons; and consists in the construction and arrangement of parts hereinafter more fully set forth.

In order to enable others skilled in the art to which my invention appertains to make and use the same, I will now proceed to describe its construction and operation, reference being had to the accompanying drawing, and to the letters of reference marked thereon, in which—

Figure 1 is a perspective view; Fig. 2, a vertical longitudinal section; Fig. 3, a section on the line *x x*, Fig. 2; Fig. 4, an under-side view, showing the dovetailed tenon; and Fig. 5 is a top view of the iron with the handle removed.

A represents a handle made of wood and attached to a metallic bed or seat, B, by

screws *a* or other suitable means. Said bed-piece is formed with a dovetailed tenon, C, tapering, as shown. The seat B is provided with a flat spring, *b*, for keeping the thumb-bolt *c* in place. Said bolt is provided with a wooden head, *c'*. D is a flat iron, having a dovetailed cavity to receive the tenon C. The tenon C being slid well up in the corresponding cavity of the iron, it will be securely held by the spring-bolt *c*.

Having thus fully described my invention, what I claim as new, and desire to secure by Letters Patent, is—

The wooden handle A attached to the seat B, as shown, in combination with the iron D and bolt *c*, said bolt passing vertically through the center of the seat B into an orifice in the bottom of the groove in the iron D, and held therein by a spring, *b*, all constructed and operating in the manner hereinbefore set forth.

In testimony that I claim the foregoing as my own I affix my signature in presence of two witnesses.

FRANCIS M. SNIVELY.

Witnesses:

E. B. KENNEDY,
BENJAMEN POWER.