

E. MURRAINE.

HORSESHOE.

No. 192,342.

Patented June 26, 1877.

Fig. 1.




Fig. 2.

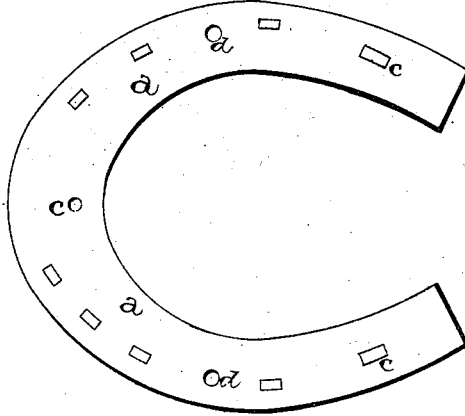


Fig. 3.


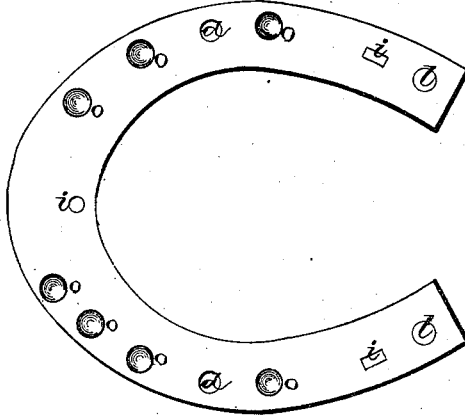


Fig. 4.



WITNESSES

Albert C. de Puy
H. S. D. Haines

INVENTOR

Ed. Murrain
per
F. A. Lehmann, Atty.

UNITED STATES PATENT OFFICE.

EDWARD MURRAINE, OF ROCHELLE, ILLINOIS.

IMPROVEMENT IN HORSESHOES.

Specification forming part of Letters Patent No. **192,342**, dated June 26, 1877; application filed May 31, 1877.

To all whom it may concern:

Be it known that I, EDW. MURRAINE, of Rochelle, in the county of Ogle and State of Illinois, have invented certain new and useful Improvements in Horseshoes; and I do hereby declare the following to be a full, clear, and exact description of the invention, such as will enable others skilled in the art to which it pertains to make and use it, reference being had to the accompanying drawings, which form part of this specification.

My invention relates to an improvement in horseshoes; and it consists in the arrangement and combination of parts that will be more fully described hereinafter.

The accompanying drawings represent my invention.

a represents a flat circular plate, which is nailed to the horse's foot in the usual manner. This plate has neither heel nor toe calks upon it, and, in addition to the holes through which the nails are driven, it has the two screw-holes *d* and the holes or slots *c*, for the reception of the studs or projections which extend above the top of the shoe proper *g*. The under side of this plate *a* is made perfectly flat, so as to fit as neatly and tightly as possible upon the top of the shoe. In between the rear ends of this plate *a* and the shoe are placed strips of rubber or other soft material *e*, which extend about one-half way around the foot, and serve to prevent the concussion and jars upon the horse's feet from injuring his legs or body. The shoe *g* is fastened to the under side of the plate entirely by means of the two screws *h*, no nails whatever being used for the attach-

ment of these parts. Projecting above the surface of this shoe *g* are three or more studs or projections, *i*, which pass up through the plate *a*, and serve to prevent any lateral displacement of the shoe. In the top of the shoe are a number of recesses, *o*, into which fit the heads of the nails that secure the shoe *a* to the foot, so that the two parts will come snugly together. The calks *n* are attached to the shoe by means of the tenons or projections *l*, which extend from their tops and pass through the heel or the toe of the shoe, and then their ends are mashed down, so that they cannot readily come loose.

These calks may be made of fine steel, and as fast as they are worn away they can be detached from the shoe and replaced by others.

Having thus described my invention, I claim—

1. The strip of soft material *e*, placed between the plate *a* and the shoe *g*, and extending around the rear part of the shoe only, substantially as set forth.

2. The combination of the plate *a*, having the screw-holes *d* and slots *c*, screws *h*, studs *i*, recesses *o*, strips of soft material *e*, that extend around the rear part of the shoe only, and calks *n*, all combined to operate as set forth.

In testimony that I claim the foregoing I have hereunto set my hand this 22d day of May, 1877.

EDWARD MURRAINE.

Witnesses:

HART ROGERS,
H. O. ROGERS.