

S. M. PRESTON.

STANDS FOR HOLDING FUNNELS, MEASURES, &c.

No. 192,348.

Patented June 26, 1877.

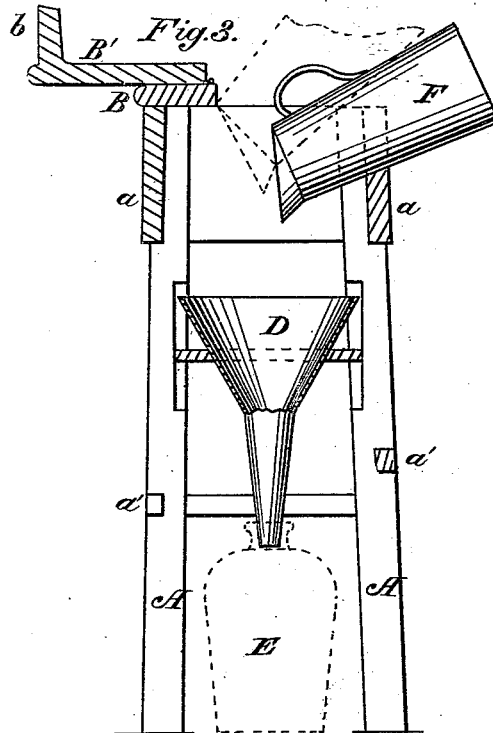
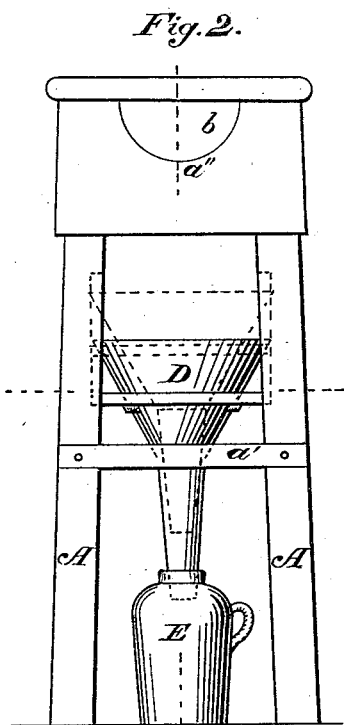
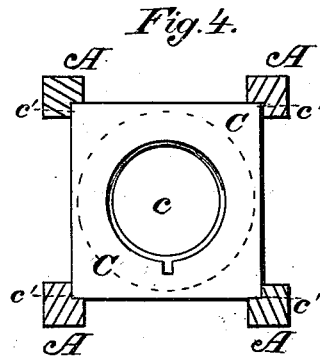
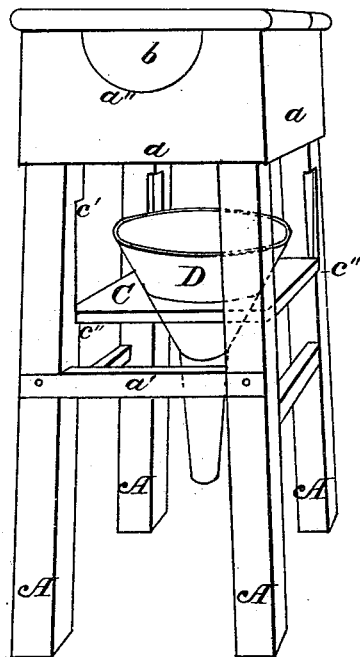


Fig. 1.



Attest:
H. H. Schott
Joel Gasp.

Inventor:
S. M. Preston

UNITED STATES PATENT OFFICE.

SIMON M. PRESTON, OF GRINNELL, IOWA.

IMPROVEMENT IN STANDS FOR HOLDING FUNNELS, MEASURES, &c.

Specification forming part of Letters Patent No. **192,348**, dated June 26, 1877; application filed April 9, 1877.

To all whom it may concern:

Be it known that I, SIMON M. PRESTON, of Grinnell, in the county of Poweshiek and State of Iowa, have invented a new and Improved Stand for Holding a Funnel and Measure for pouring sirup, molasses, or oil into jugs or other vessels; and I do hereby declare that the following is a full, clear, and exact description of the construction and operation of the same, reference being had to the annexed drawings making a part of this specification.

In the drawing, Figure 1 is a perspective of the funnel and measure stand. Fig. 2 is a front view of same. Fig. 3 is an upright side view, and Fig. 4 is a top view, of the funnel-table.

A A represent the four supporting-legs of the rectangular stand. *a a* are the top rails that hold the legs at the top in proper shape. *a' a'* are cross-ties to hold the legs toward their lower ends. *a''* is a semicircular cut in the top of the front rail *a*, to receive and hold the measure.

B is that part of the cover that is made fast to the top of the rails or legs. B' is the completion of the cover, and is hinged to part B, so as to open two-thirds, more or less, of the depth of the top or cover. *b* is a semicircular pendant on the center of the front part of the hinged top, to fit into circular opening *a''* in front rail *a* when the cover is closed.

C is a rectangular table, having a circular or other form of opening, *c*, centrally therein, in which the funnel is secured. This table is constructed to slide easily in perpendicular grooves *c'* cut in the corners of the legs A. D is the funnel, made fast in the round opening *c* of table C.

Funnel D and table C are made to be easily slid up or down in the grooves *c'* of the legs of the stand, in order that different sizes

or heights of jugs or bottles E may be placed underneath the funnel, and still have the delivery-tube of the funnel enter the mouth of the jug or bottle.

In cold or cool weather, when thick sirups are measured and poured into jugs or bottles, much of the sirup adheres to the measure and time has to be spent by the one filling the jug to let the contents all drain out of the measure.

This device is calculated to and will save all the time for dripping, as the measure F is placed in the circular opening *a''* in the front rail *a*, and turned up to let the liquid drop into the funnel, and as soon as the bulk is turned out the measure is turned over to the position seen in dotted lines in Fig. 3, where it will hold itself in position without the aid of an attendant, and allow all its contents to drain off into the funnel underneath.

When not in use the hinged lid B' is turned down, the part *b* fitting into opening *a''* making a fly-tight cover, while the body of the stand may be covered with wire-cloth or netting of fiber, and completely keep all flies or insects away from the funnel.

Having thus described my invention, what I claim, and desire to secure by Letters Patent, is—

1. In a stand, such as above described, the sliding table C, containing the funnel D, substantially as and for the purpose set forth.

2. The combination in a stand, as above described, of the hinged cover B', having the pendant *b*, and a sliding table C, having the funnel D securely attached thereto, as and for the purposes described.

S. M. PRESTON.

Witnesses:

HAROLD PRESTON,
F. O. PROCTOR.