

D. T. GERRISH.
SASH-FASTENER.

No. 192,428.

Patented June 26, 1877.

Fig. 1.

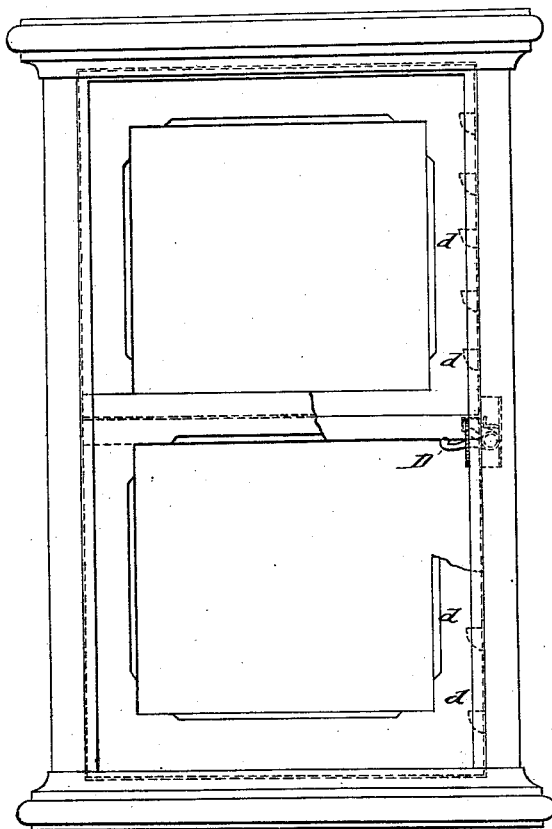


FIG. 2.

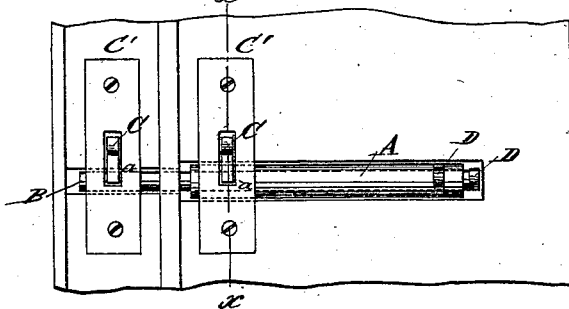
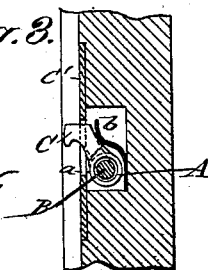


Fig. 3.



WITNESSES:

H. Rydquist
J. Scarborough

INVENTOR:

D. T. Gerrish
BY
Munn
ATTORNEYS.

UNITED STATES PATENT OFFICE.

DAVID T. GERRISH, OF LEWISTON, MAINE.

IMPROVEMENT IN SASH-FASTENERS.

Specification forming part of Letters Patent No. **192,428**, dated June 26, 1877; application filed April 30, 1877.

To all whom it may concern:

Be it known that I, DAVID T. GERRISH, of Lewiston, in the county of Androscoggin and State of Maine, have invented a new and Improved Sash-Fastener, of which the following a specification:

In the accompanying drawing, Figure 1 represents a window-sash with my improved fastening or lock device, and Figs. 2 and 3 are, respectively, a detail front view and a detail vertical transverse section, on line *x x*, Fig. 2, of the fastener.

Similar letters of reference indicate corresponding parts.

The invention relates to an improved sash-fastener and lock, by which both sashes may be raised or lowered into any position without interfering one with the other, and by which, also, both sashes are locked when in closed position, so that they cannot be opened from the outside.

The invention consists of a sash with countersunk recesses or sockets, being square at the upper and rounded off at the lower side, so as to be supported on a spring-acted catch operated by a thumb-piece projecting through a face-plate of the window-casing. The catch to work the upper sash is applied to a bolt that passes through a tubular bolt of the catch of the lower sash, the end of the inner bolt having, also, an operating thumb-piece, all as hereinafter more fully described and claimed.

In the drawing, A represents the outer tubular bolt, and B the inner solid bolt that passes through the tubular bolt, and beyond the same, so as to readily engage the upper sash. Both bolts are set into a recess of the window-casing at the height of the meeting rails of the sashes, and provided with catches C, that extend through slots *a* of face-plates C', to lock the sashes, and being operated by thumb-pieces D at their inner ends, which are also guided by a slotted face-plate screwed to the casing.

The catches C of both bolts A and B are forced forward to project to the outside of plates C' by band-springs *b* pressing on the back of the same.

The catches have a square top and hook-shaped lower part for entering the sockets *d* of the sashes, the sockets having a square upper part, and a lower curved or rounded-off part.

When the sash is raised the sockets pass readily over the catch, pressing it back, but rest securely on the catch on letting the sash go.

The uppermost socket of the lower sash and the lowermost socket of the upper sash are made with square top and bottom sides for producing the locking of the sashes in closed position by the action of the hook-shaped under side of the catches.

The sashes are thus locked rigidly by the catches when in closed position without admitting the opening of any sash from the outside.

When, however, the catch is withdrawn from the locking-socket the upper or lower sash may be lowered or raised without requiring any pressure on the thumb-pieces of the catches.

The upper sash is worked by the outer, and the lower sash by the inner, thumb-piece, admitting thus the raising or lowering of either sash at will, and the fastening of it at any height.

If desired, the bolts may be taken apart and used with either sash separately.

The catches in the sashes may also be reversed when it is desired to lock the sash at any one of the sockets without confining the locking operation merely to the closed position of the sashes.

The sash-fastener is simple, cheap, and durable, and forms a neat attachment to sashes, as, with the exception of the thumb-pieces, all the remaining parts are covered and out of sight.

Having thus described my invention, I claim as new and desire to secure by Letters Patent—

The combination of the upper and lower sashes of a window, having end recesses or sockets *d*, with a double fastener, composed of two spring-acted bolts, A and B, working one within the other, and having locking-catches C and operating thumb-pieces D, substantially as specified.

DAVID T. GERRISH.

Witnesses:

JOHN SMITH,
D. B. NEWELL.