

R. B. HAMOR.  
DOOR-THRESHOLD.

No. 192,432.

Patented June 26, 1877.

Fig. 1.

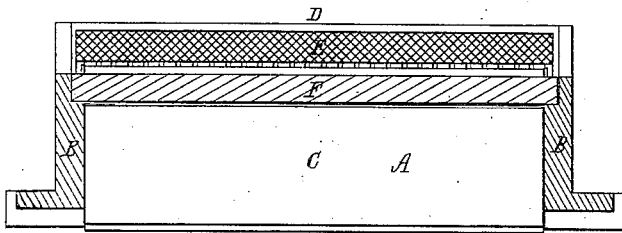


Fig. 2.

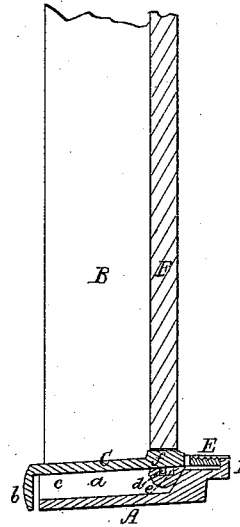
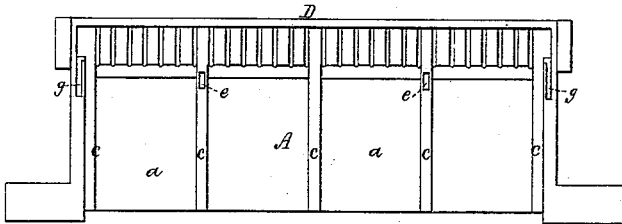


Fig. 3.



Witnesses.  
S. W. Piper.  
G. W. Priddy.

Inventor  
Robert B. Hamor.  
by his attorney  
R. H. Eddy.

# UNITED STATES PATENT OFFICE.

ROBERT B. HAMOR, OF EDEN, MAINE.

## IMPROVEMENT IN DOOR-THRESHOLDS.

Specification forming part of Letters Patent No. 192,432, dated June 26, 1877; application filed April 24, 1877.

To all whom it may concern:

Be it known that I, ROBERT B. HAMOR, of Eden, of the county of Hancock and State of Maine, have invented a new and useful Improvement in Door-Thresholds; and do hereby declare the same to be described in the following specification, and represented in the accompanying drawings, of which—

Figure 1 is a horizontal section, and Fig. 2 a transverse and vertical section, of a door and its frame provided with one of my improved thresholds. Fig. 3 is a top view of the threshold without its cover and grating.

My invention is applicable to the outer doors of buildings, and is not only to intercept water that in stormy weather may be blown underneath the door, but to discharge such water outwardly, and thereby prevent it from flowing into the hall, or upon the floor, in rear of such door.

In carrying out my invention, I provide the threshold A of the door-frame B not only with a chamber, *a*, open in front, but with an inclined cap or cover, C, provided with a flange, *b*, to extend down from it in manner as shown, and directly in front of the open front of the chamber *a*. This cover is to be capable of being moved transversely a short distance on its supports, viz., a series of ribs, *e e e*, projecting up from the bottom, and extending to the back of such chamber, as shown.

The cover is provided with studs or tenons *d d*, projecting down from it into holes or elongated cavities *e e* in the ribs, such being to limit the transverse movements of the cover. Furthermore, there is in rear of the threshold or its chamber *a*, and having its bottom even with the top of such chamber, a trough, D. Such trough has grooves made trans-

versely in its bottom, and opening into the chamber. It also has a grating, E, arranged in it, as shown, over such grooves.

In the ends of the threshold are short grooves *g g*, which are arranged at the lower parts of the door-rabbets of the frame B, such grooves opening into the trough.

The door F, when closed, comes directly over the raised part *f* of the threshold-cover.

In case of any water being blown underneath the door, such water will pass down into and flow out of the chamber of the threshold, provided the cover be in its advanced position.

When the storm may be severe, the grating may be removed from the trough, in which case the latter may be employed to intercept any snow as well as rain, and thereby prevent such from being blown into the hall or upon its floor, which floor should be even, or about so, with the top of the trough.

The grooves *g g* are to discharge into the trough any water that is driven into the door-frame rabbets, so that it may run down and be discharged from the edges of the door.

The threshold and its cover and trough, as well as the grating of the latter, I usually make of cast-iron.

I claim as my invention as follows:

A door-threshold having its open chamber *a* provided with a series of ribs, and a trough arranged as described, in combination with a flanged cover arranged with and applied thereto, and provided with studs to enter elongated cavities in the ribs, as explained.

ROBERT B. HAMOR.

Witnesses:

R. H. EDDY,  
J. R. SNOW.