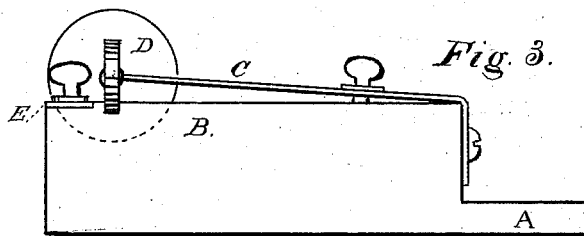
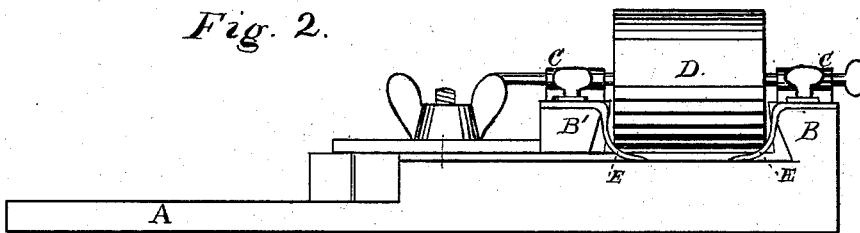
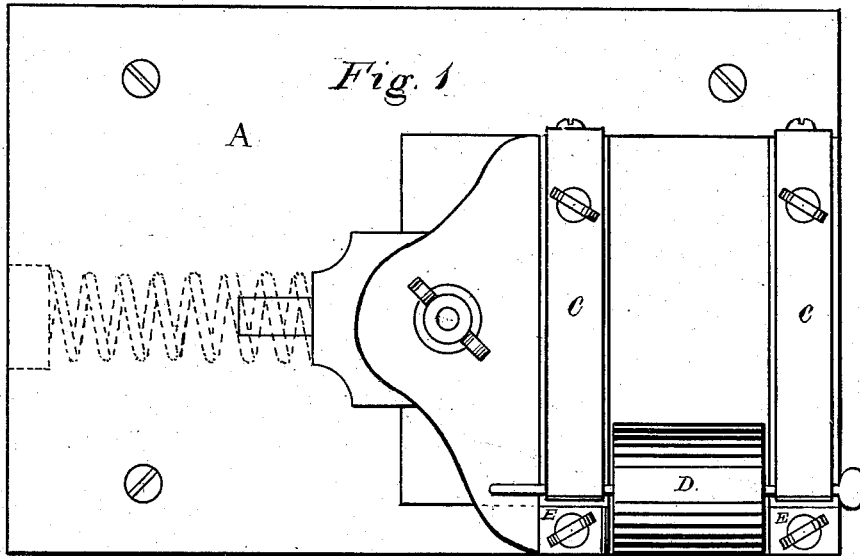


M. M. SULGROVE.
SADDLERS' TRIMMING TOOLS.

No. 192,845.

Patented July 10, 1877.



Witnesses

C. F. Mayhew.
David Rosenbaum

Milton M. Sulgrove
Inventor.

UNITED STATES PATENT OFFICE.

MILTON M. SULGROVE, OF INDIANAPOLIS, IND., ASSIGNOR OF ONE-THIRD HIS RIGHT TO WILLIAM K. SPROUL, OF SAME PLACE.

IMPROVEMENT IN SADDLERS' TRIMMING-TOOLS.

Specification forming part of Letters Patent No. 192,845, dated July 10, 1877; application filed April 14, 1877.

To all whom it may concern:

Be it known that I, MILTON M. SULGROVE, residing in Indianapolis, county of Marion, and State of Indiana, have invented a certain Saddler's Trimming-Tool, of which the following is a specification:

This invention relates to devices for trimming the tugs or other parts of harness, &c., the object being to more speedily and accurately round the edges thereof than has heretofore been achieved; and it consists in curved knives attached to adjustable guides, to which a spring pressure-roller is affixed, all the parts being arranged in such manner that when a tug or other strap of leather is drawn through the device two of the edges will be trimmed round and smooth, the tug being inverted and drawn through a second time to complete the rounding of the four edges.

In the drawing, Figure 1 is a top view, Fig. 2 a front view or elevation, and Fig. 3 an end view, of the device embodying my invention.

A is the bed-plate, to which all the other parts are fixed; B B', the guides—B being fixed, B' adjustable; C C, springs fixed to the guides, and in the ends of which a roller, D, is hung, as shown; E, the curved knives attached to the guides B B'.

The pressure-roller holds the tug firmly down upon the bed-plate as it is drawn through.

Of tugs, the inside layer of leather is widest, and in introducing it into the machine this side is placed at the bottom, so as first to round its edges and reduce it to the same width as the outside layer. The resistance of the knives tends to force the strap upward, and to avoid this the inner sides of the guides B B' are slightly inclined outward at the bottom, and thereby hold the strap down.

It is contemplated, by means of a spring arranged to bear against movable guide B', as indicated by the dotted lines in Fig. 1, to trim tapering straps of leather as well as those with parallel sides.

The device is readily adjustable to any desired width.

I claim as my invention—

In a machine for trimming and rounding the edges of leather straps, the curved knives E E, the fixed guide B, and movable guide B', in combination with the pressure-roller D and springs C C, to which the roller is attached, all arranged and operating substantially as shown and set forth.

MILTON M. SULGROVE.

Witnesses:

O. F. MAYHEW,
DAVID ROSENBAUM.