

W. S. THAYER.

HAME-TUG.

No. 192,848.

Patented July 10, 1877.

Fig. 1

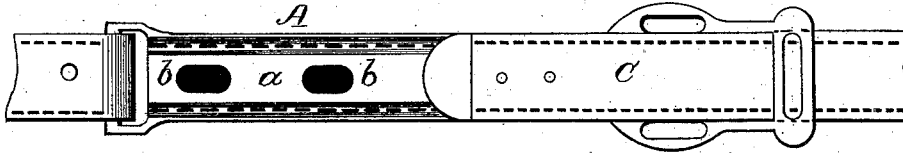


Fig. 2.

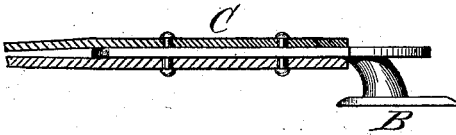
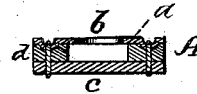


Fig. 3.



WITNESSES

Nat. E. Oliphant
W. E. Schaffee

INVENTOR

William S. Thayer
per
Chas. H. Fowler
Attorney.

UNITED STATES PATENT OFFICE.

WILLIAM S. THAYER, OF CANDOR, NEW YORK.

IMPROVEMENT IN HAME-TUGS.

Specification forming part of Letters Patent No. **192,848**, dated July 10, 1877; application filed May 26, 1877.

To all whom it may concern:

Be it known that I, WILLIAM S. THAYER, of Candor, in the county of Tioga and State of New York, have invented a new and valuable Improvement in Hame-Tugs; and I do hereby declare that the following is a full, clear, and exact description of the construction and operation of the same, reference being had to the annexed drawings, making a part of this specification, and to the letters and figures of reference marked thereon.

Figure 1 of the drawing is a representation of a plan view of my invention; Fig. 2, a view of the T-shaped clip; Fig. 3, a sectional end view of the tug.

This invention has relation to hame-tugs for harness; and consists in providing the same with a series of slots or perforations for the purpose of inserting and holding a T-shaped clip secured to the end of the trace, whereby the hame and trace are securely held together, as will be hereinafter described, and subsequently pointed out in the claim.

In the accompanying drawings, A represents the tug, with a suitable metal plate, *a*, having slots *b*. To the plate *a* is stitched a leather lining, *c*, and strips *d*, of leather or other suitable material, are interposed between said plate and lining, so as to form a space between them for the T-shaped clip B, the same being connected to the end of the trace C.

The hame-tug is provided with the usual loops to attach the other parts of the harness, and as they are of ordinary construction, further reference to them is considered unnecessary.

It will be seen that a very simple as well as effective means of connecting the trace to the hame-tug is provided, and which may be readily detached therefrom when required, and lengthened or shortened by inserting the clip B in the proper slot or opening.

The leather lining *c*, secured to the plate *a*, acts as a spring to bear against the under side of the clip B, and prevent its working back and forth in the slots.

Having now fully described my invention, what I claim, and desire to secure by Letters Patent, is—

The tug A, consisting of the flat plate *a*, having slots *b*, lining *c*, and strips *d*, in combination with the trace C, having the T-shaped clip B, substantially as and for the purpose set forth.

In testimony that I claim the above I have hereunto subscribed my name in the presence of two witnesses.

WILLIAM S. THAYER.

Witnesses:

J. G. MEAD,
J. T. WILLSEY.

500