

W. J. THORN.
INKSTAND.

No. 192,849.

Patented July 10, 1877.

Fig. 1

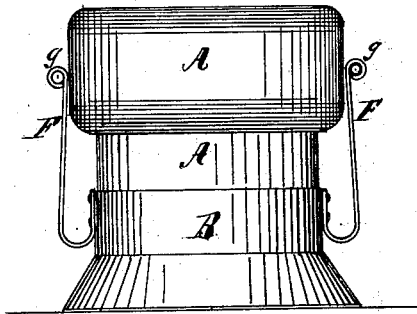


Fig. 2

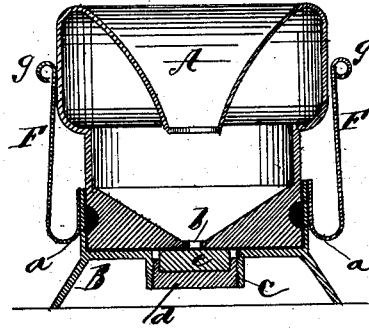
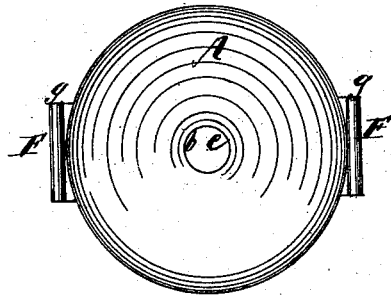


Fig. 3



Witnesses:
J. Barritt
Richard Griener

Inventor:
Wm. J. Thorn,
Per: *Henry Gerner,*
Atty.

UNITED STATES PATENT OFFICE.

WILLIAM J. THORN, OF LEOMINSTER, MASSACHUSETTS, ASSIGNOR OF ONE-HALF HIS RIGHT TO ELIJAH H. HARDING, OF SAME PLACE.

IMPROVEMENT IN INKSTANDS.

Specification forming part of Letters Patent No. 192,849, dated July 10, 1877; application filed December 28, 1876.

To all whom it may concern:

Be it known that I, WILLIAM J. THORN, of Leominster, Worcester county, State of Massachusetts, have invented new and useful Improvements in Inkstands; and I hereby declare that the following is a clear and exact description of my invention, which will enable others to make and use the same, reference being had to the accompanying drawings, forming a part of this specification, and to the letters and figures of reference marked thereon.

The object of my invention is to provide for a cheap and convenient combined ink-holder, ink-holder stand, and pen-rack, so constructed that it occupies but a very small space, can be readily carried about on the person for immediate use, and protects, also, the pen from injury when dipped into the ink-holder against the bottom. At the same time it can be readily cleansed inside simply by removing a nut or fastening underneath the ink-holder stand.

My invention consists in casting or blowing a cylindrical ink-holder with an inverted opening at the top and with a hole in the bottom.

The lower part of the ink-holder is provided outside, at or near the bottom, with an annular groove. This so-constructed ink-holder is placed inside the ink-holder stand, to which it is held by plaster-of-paris, which fills the before-mentioned groove in the ink-holder, and, when becoming dry and hard, prevents the stand from becoming accidentally detached from the ink-holder. The ink-holder stand is provided underneath with a threaded aperture, directly under the hole in the bottom of the ink-holder. A threaded and hol-

low nut, in which is placed an india-rubber disk, fits into the threaded aperture in the stand, and serves the twofold purpose of cleaning the ink-holder and protecting the point of the pen when dipped too deep into the ink-holder. To the outside of the stand, opposite each other, are fastened spring pen-racks or pen-holders, which are so arranged that the pen will be held to the ink-holder without becoming accidentally detached from the same. The tops of these spring pen-holders are curved outward, and form eyes, so that a string may be fastened to them, and by aid of which the combined ink-holder, ink-holder stand, and pen-rack may be carried about a person writing.

In order to more fully describe my invention, I refer to the accompanying drawings, forming a part of this specification.

Figure 1 is a side view of my improved ink-holder, ink-holder stand, and spring pen-rack. Fig. 2 is a sectional view, and Fig. 3 is a plan view, of the same.

A is the ink-holder, with circular groove *a* and aperture *b* in the bottom. B is the ink-holder stand, with threaded opening *c*. *d* is the threaded nut, with india-rubber disk *e*. F F are the spring pen-holders, with eyes *g g*.

Having thus described my invention, I desire to claim—

The ink-holder stand B, with opening *c*, nut *d*, rubber disk *e*, and spring pen-holders F F, in combination with the ink-holder A, with groove *a* and hole *b*, substantially as and for the purpose hereinbefore set forth.

W. J. THORN.

Witnesses:

RICHD. GERNEE,
F. BARRITT.