

W. SILVESTER.
LAMP-BURNER.

No. 192,945.

Patented July 10, 1877.

Fig: 1.

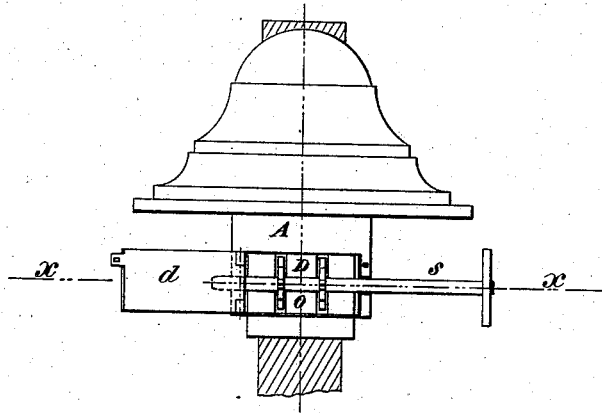


Fig: 2.

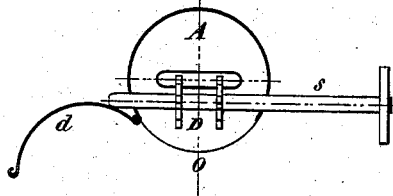


Fig: 3.

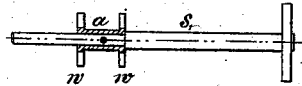


Fig: 4.

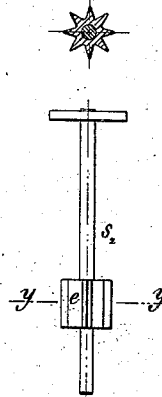


Fig: 4.

WITNESSES:

Chas M. Roberts.
Sebastian Stutz

INVENTOR:

William Silvester

UNITED STATES PATENT OFFICE.

WILLIAM SILVESTER, OF PITTSBURG, ASSIGNOR OF ONE-FOURTH OF HIS
RIGHT TO R. H. MAHOFFEY, OF ALLEGHENY CITY, PENNSYLVANIA.

IMPROVEMENT IN LAMP-BURNERS.

Specification forming part of Letters Patent No. 192,945, dated July 10, 1877; application filed
February 5, 1877.

To all whom it may concern:

Be it known that I, WILLIAM SILVESTER, of Pittsburg, in the county of Allegheny and State of Pennsylvania, have invented certain new and useful Improvements in Lamp-Burners; and I do hereby declare the following to be a full, clear, and exact description of the same, reference being had to the accompanying drawing, forming part of this specification, and of which—

Figure 1 represents a front elevation. Fig. 2 is a horizontal section taken at the line *xx* of Fig. 1; and Figs. 3, 4, and 5 represent details.

In the use of oil-lamps it occurs frequently that the wick-adjusting device becomes defective and fails to do its work. The cause of such a defect might be the bending of the stem upon which the adjusting-wheels are fixed, or the wheels might become loose on the stem, &c., and, as the pieces cannot be taken out without destroying the wick-tube itself, the lamp will be unfit for further use.

The object of my invention is to construct the wick-tube in such a manner that it will be repairable at a very slight cost.

For this purpose I provide the wick-tube A, in front of the adjusting device D, with the opening *o*. The end of the stem *s* is lodged in a circular hole of the tube, while the rear of the stem is supported in a slot. By this means the adjusting device can be taken out of the wick-tube, and might, if necessary, be replaced by a new one, and without the loss of other parts of the burner. The opening *o* is closed by a little door, *d*, which also keeps the rear of the stem *s* in its place. In Figs. 1 and 2 the door is represented as being open.

Having thus described my invention, what I claim as new is—

1. In a lamp-burner, the wick-tube having an opening whereby the adjusting device can be taken out, as described and set forth.

2. The wick-tube A, having opening *o* and door *d*, as described, and for the purpose set forth.

WILLIAM SILVESTER.

Witnesses:

CHAS. M. ROBERTS,
SEBASTIAN STUTZ.