

J. VERNON.
RECEPTACLES FOR TOILET ARTICLES.

No. 193,058.

Patented July 10, 1877.
Fig. 1

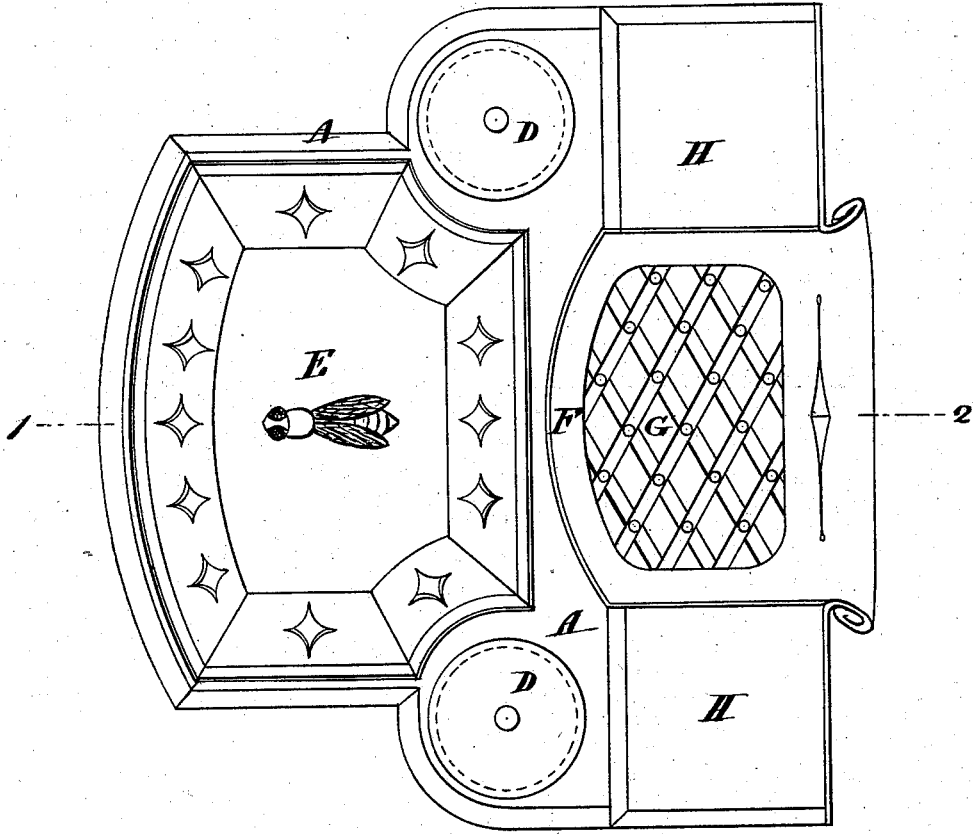
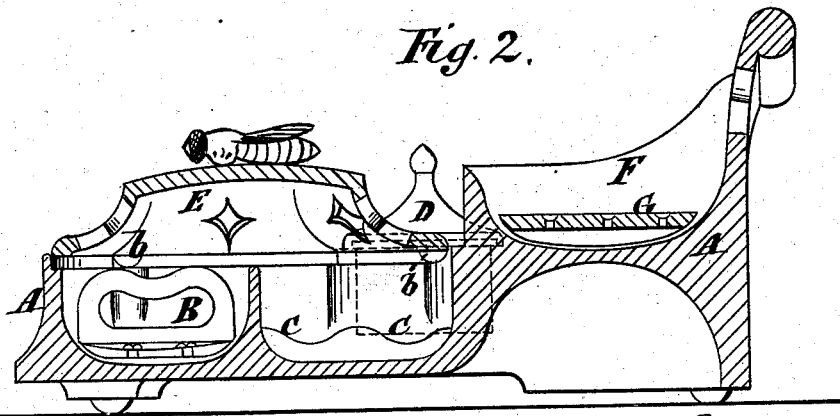


Fig. 2.



Witnesses
John Becker
Fred Haynes

James Vernon
his Attorneys
Brown Allen

J. VERNON.
RECEPTACLES FOR TOILET ARTICLES.

No. 193,058.

Patented July 10, 1877.

Fig. 3.

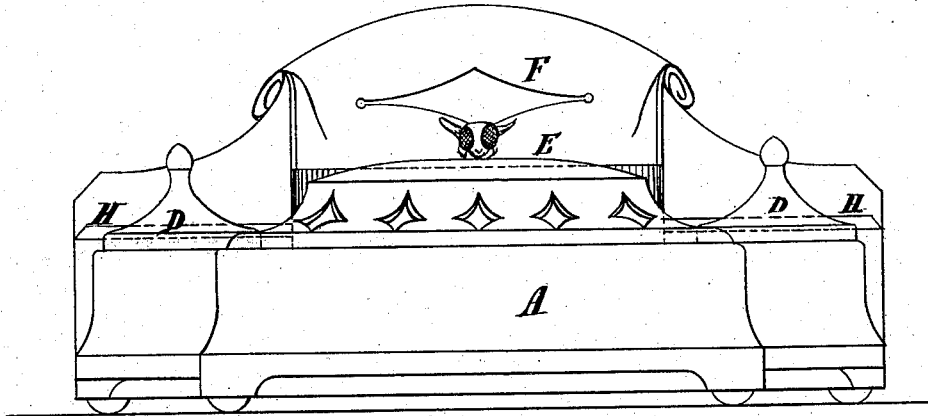
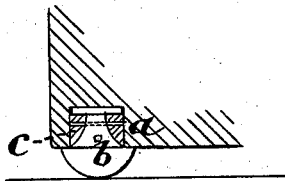


Fig. 4.



Witnesses

John Becker
Wm. Haynes

James Vernon
by his Attorneys
Brown & Allen

UNITED STATES PATENT OFFICE.

JAMES VERNON, OF NEWTON STEWART, SCOTLAND.

IMPROVEMENT IN RECEPTACLES FOR TOILET ARTICLES.

Specification forming part of Letters Patent No. 193,058, dated July 10, 1877; application filed May 14, 1877.

To all whom it may concern:

Be it known that I, JAMES VERNON, of the firm of JAMES VERNON & BROTHER, of Newton Stewart, Scotland, have invented an Improved Receptacle for Toilet Articles, of which the following is a specification:

The object of this invention is to construct for wash-hand stands a piece of earthenware which will combine within it receptacles for soap, for brushes, for tooth or other powders, and for a sponge, and also stands for two water-bottles, or a water-bottle and tumbler.

In the accompanying drawings, Figure 1 shows, in plan view, the earthenware device constituting my invention. Fig. 2 is a transverse section of the same taken in the line 1 2 of Fig. 1. Fig. 3 is a front elevation of the same; and Fig. 4 is a detached sectional view, showing the elastic pads or feet.

In these figures, A A is a framing of earthenware recessed and pierced to receive the trays and boxes for containing, respectively, the soap, brushes, and sponge, and tooth or other powder. This framing is molded with a large recess, which is divided, by a partition, into two compartments. In one of these a pierced tray, B, is fitted for the reception of the soap, and the other is provided with rests C C for tooth and nail brushes. D D are two boxes or jars for tooth or other powder. E is a pierced lid for covering the receptacles for the soap and brushes. F is a recess fitted with a tray or strainer, G, for containing the sponge; and H H are stands on either side of the receptacle F for receiving the one a water-bottle and the other a tumbler.

It will be understood that the part A is molded in one piece, and that the trays, boxes, and cover B D E G are loose pieces fitting therein.

In order to provide against the breaking or chipping of the framing A, and the scratching of the marble top of the wash-hand stand by the setting down of the same, I form in the under sides or bottom of the framing, near the corners thereof, recesses, into which I fasten, with cement, or otherwise secure, studs of vulcanized india-rubber, or equivalent elastic material, which will project from the under side of the piece, and form elastic pads or feet, on which the piece will stand.

This part of my invention is illustrated in the sectional view, Fig. 4.

The india-rubber which I prefer to employ is that which is combined with sulphuret of antimony, as I find it will best resist the action of cleansing-liquids.

a is a circular recess formed to receive an elastic stud of india-rubber, b. This stud is molded with a flange on its inner end to form a holding for cement c, which is inserted in and made to fill the space in the recess not occupied by the stud.

The further to insure the maintenance of the stud in the recess, pieces of wire of a length equal to the diameter of the recess may be passed through the stem of the stud at right angles to each other, and these, with the aid of the binding cement, will effectually secure the stud in place.

This improvement I also apply to the cover E, forming recesses in the under side thereof and near the outer angles to receive studs b of india-rubber. By this means an effectual protection will be provided for the pieces against breaking or chipping when hastily putting them down on any hard slab or replacing them.

Having now set forth the nature, construction, and operation of my invention, I wish it to be understood that I claim—

1. As a new article of manufacture, the within-described toilet-article receptacle, embodying, in a single piece of earthenware, having elastic studs near the outer lower edges, the recess F, its perforated strainer G, the stands H at the side of the recess, the two chambers, with their tray B, rests C, and lid E, and boxes D D, the whole being constructed and arranged substantially as herein shown and described.

2. The combination, in a toilet-case constructed of earthenware, of the rubber studs secured near the outer edges of the same, to protect the article from abrasion or other injury, substantially as set forth.

3. In combination with the covers of the toilet article, the rubber studs for protecting the same, substantially as set forth.

Dated the 5th day of April, 1877.

JAMES VERNON.

Witnesses.

JAMES LEES, J. P.

R. S. C. MCKINNELL,

Bank Clerk, Newton Stewart, Scotland.