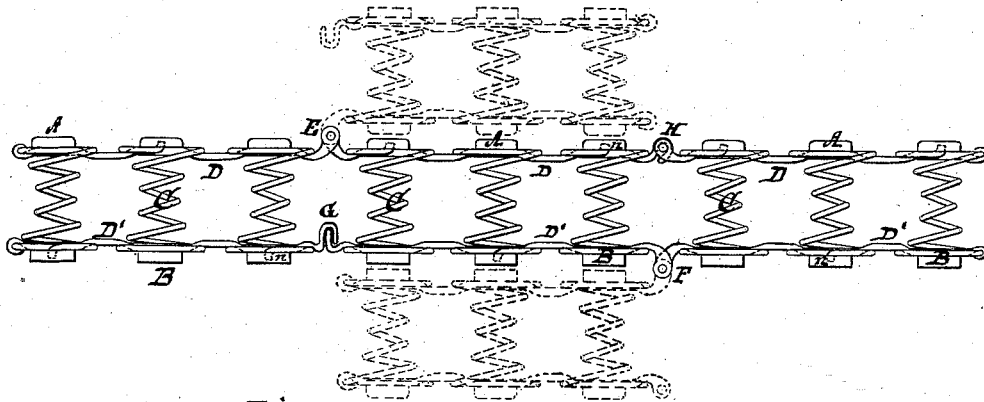


J. A. JOHNTY  
SPRING-BED.

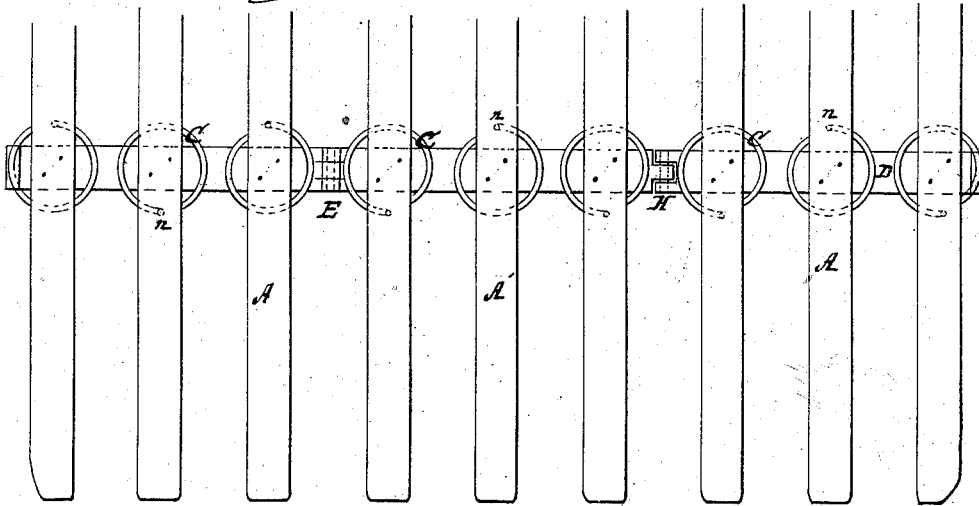
No. 193,091.

Patented July 17, 1877.

*Fig. I.*



*Fig. II.*



*Witnesses.*

*P. Weiler.*  
*Wm. Chret.*

*Inventor.*

*Jacob A. Johnsty*  
*per Wm. E. Roder*  
*Attorney.*

J. A. JOHNTY.

SPRING-BED.

No. 193,091.

Patented July 17, 1877.

Fig. III.

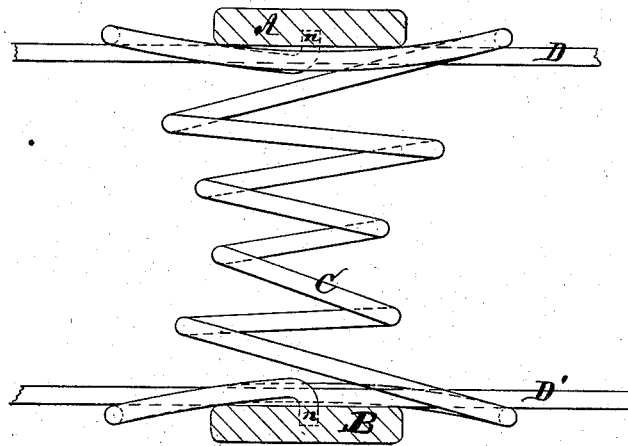
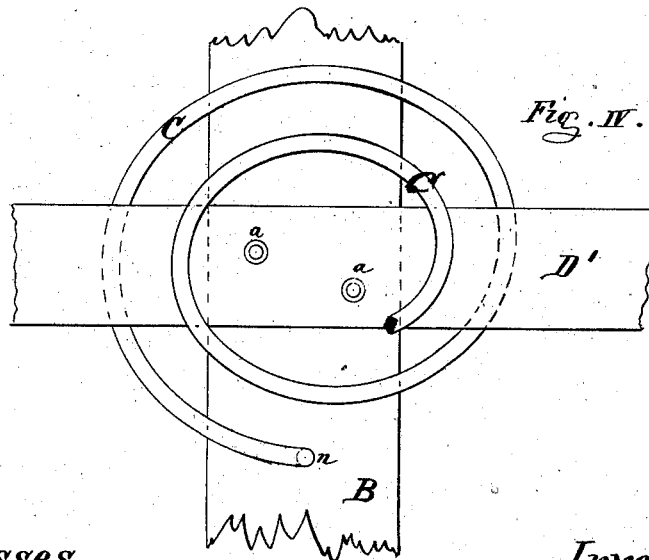


Fig. IV.



Witnesses.

*F. Weiler.*  
*Wm. Chet.*

Inventor.

*Jacob A. Johnny*  
*per Tracy & Roder*  
*Attorney.*

# UNITED STATES PATENT OFFICE.

JACOB A. JOHNTY, OF BROOKLYN, NEW YORK.

## IMPROVEMENT IN SPRING-BEDS.

Specification forming part of Letters Patent No. **193,091**, dated July 17, 1877; application filed March 10, 1877.

*To all whom it may concern:*

Be it known that I, JACOB A. JOHNTY, of Brooklyn, in the State of New York, have invented a new and useful Improvement in Spring-Beds, which improvement is fully set forth in the following specification and accompanying drawing, in which—

Figure I represents an end view, and Fig. II a top view or plan, of part of the same. Figs. III and IV represent elevation and plan of spring and bars in an enlarged view.

The object of my invention is to furnish a spring-bed which can readily be folded together for transportation.

In the drawing, A and B are the upper and lower slats, between which spiral springs C are arranged. The upper and lower coils of these springs are made straight to give an even bearing upon the slats, and are then bent below the bars D D', with the ends of the coils bent and fastened into the slat, as shown at *n*. Over these end coils of the springs bars D D' are fitted, and attached to the separate slats by suitable screws or bolts *a a*, (see Fig. IV,) each bar connecting in this manner three or more slats together, and at the same time securing the springs in their proper positions. These bars D D' are connected together at E and F by means of hinges, one set of hinges being on the upper bars on one side, and the other set of hinges on the lower bars on the other side, and arranged in such a manner that the bed is thereby divided,

as represented in the drawing, in three parts, the two outer parts being capable of turning on said hinges, so as to fold over and under the central part, as shown in dotted lines. The bars D' are connected together just below the hinge E by means of a hook, G, while the bars D above the hinge F are jointed together by means of a hook and eyebolt, H, when the mattress is placed into the bed for use, so as to give the desired fastening to the bars, and at the same time allow for the required motion of the same.

By this arrangement the mattress can easily be folded together, and, by compressing the springs, can be confined in a very small space for the purpose of transportation, while by means of the hook-and-eyebolt fastening H a solid mattress is produced when in use.

Having thus described my invention, what I claim as new, and desire to secure by Letters Patent, is—

1. A sectional mattress, consisting of the combination of the slats A B, springs C, and bars D D', attached together by hinges E and F, arranged in the manner and for the purpose set forth.

2. In combination with the bars D, the hook-and-eyebolt fastening H, for the purpose substantially as described.

JACOB A. JOHNTY.

Witnesses:

HENRY E. ROEDER,  
WILLIAM EHRET.