

P. MILES.
SAFETY-PIN.

No. 193,125.

Patented July 17, 1877.

Fig. 2.

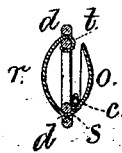


Fig. 1.

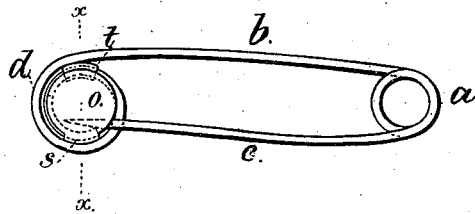
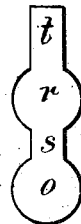


Fig. 3.




Witnesses,

Chas. H. Smith
Harold Serrell

Inventor

Purches Miles.

for Lemuel W. Serrell

att'y

UNITED STATES PATENT OFFICE.

PURCHES MILES, OF NEW YORK, N. Y.

IMPROVEMENT IN SAFETY-PINS.

Specification forming part of Letters Patent No. **193,125**, dated July 17, 1877; application filed December 14, 1876.

To all whom it may concern:

Be it known that I, PURCHES MILES, of the city and State of New York, have invented an Improvement in Shield-Pins, of which the following is a specification:

Shield-pins have been made of wire, with a coil or volute at one end, into which the point of the pin is received, and metal shields have been put around the end of the wire, so as to inclose the wire.

My invention consists in a shield-pin made with a sheet-metal guard-hook introduced inside of the coil of wire at the end, so that the wire itself forms a smooth and neat surrounding for the guard-hook, and the said hook is provided with a convex projection, behind which the point of the hook passes, so that the edges of the sheet metal cannot injure the clothing or the fingers of the person using the same.

In the drawing, Figure 1 is a side view of the shield-pin complete. Fig. 2 is a cross-section at the line *x x*, and Fig. 3 represents the sheet-metal blank for the guard or shield.

The wire of which the pin is composed is bent into a spring-coil, *a*, near the middle, between the body *b* and pin *c*, and the end of the wire opposite the point is bent to form the coil *d*, within which the sheet metal of the guard-hook is inserted, so that the wire surrounds the same, and presents a smooth edge to prevent injury to the person or the clothing. This sheet-metal guard is within the bend or coil of the wire. I have shown the two convex shells *o r* connected together by the strip *s*, and there is a clip, *t*, at one side. This sheet-metal guard is applied

to the coil at the end of the wire within the outer coil, so that the wire comes outside the guard, and the clip *t* is passed around the inner coil of the wire and the strip *s*, between the inner and outer coils. One of the shells is, hence, secured firmly to the wire of the coil, and the other shell *o* projects sufficiently from the coil to allow the point of the pin to be passed at the back thereof, so that this shell *o* forms a guard to the pin-point, and said point rests upon the strip *s*.

The shells *o* and *r*, by preference, are convex, so that the edges stand toward the wire of the pin, and are not liable to come into contact with the clothing or the fingers of the person using the same.

The shell *o* forms a hook for the point of the pin to pass behind. I prefer that the same be made circular; but I do not limit myself as to the shape so long as the sheet metal of the guard for the point is held within the coil or bow at the end of the wire forming the pin.

I claim as my invention—

1. The shield-pin made with a sheet-metal guard-hook introduced inside of the bent wire, and secured by the metal being bent around the wire, substantially as set forth.

2. The guard for the shield-pin, made of convex sheet metal, with the edges contiguous to the wire, substantially as set forth.

Signed by me this 11th day of December, A. D. 1876.

PURCHES MILES.

Witnesses:

GEO. T. PINCKNEY,
CHAS. H. SMITH.