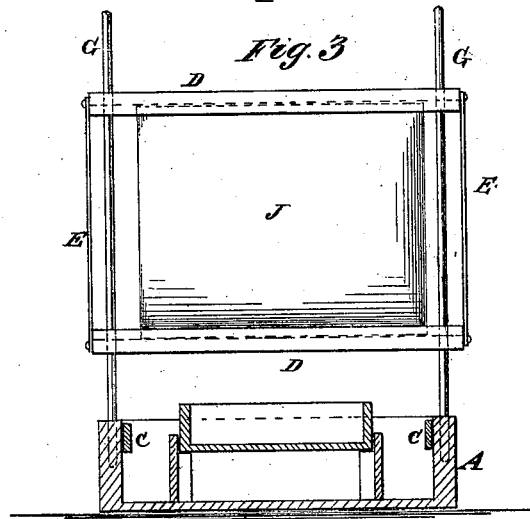
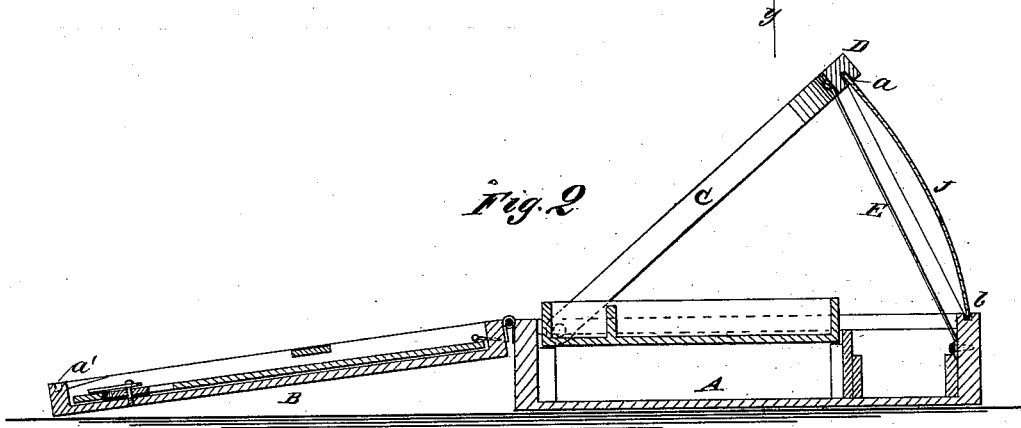
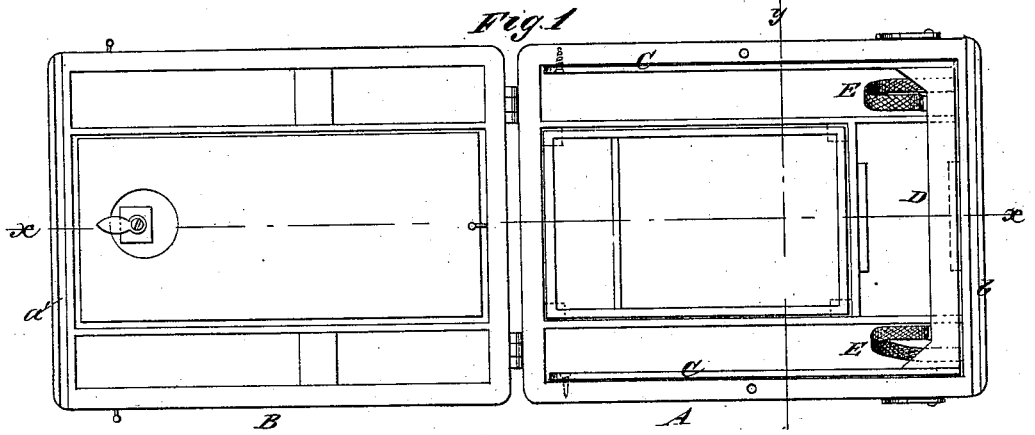


W. H. BROWNELL.
ARTISTS' APPLIANCES.

No. 193,140.

Patented July 17, 1877.



WITNESSES:
A. W. Hennig
J. H. Scarborough

INVENTOR:
W. H. Brownell
BY *Munn & Co*
ATTORNEYS.

UNITED STATES PATENT OFFICE.

WILLIAM H. BROWNELL, OF BROOKLYN, NEW YORK.

IMPROVEMENT IN ARTISTS' APPLIANCES.

Specification forming part of Letters Patent No. **193,140**, dated July 17, 1877; application filed May 28, 1877.

To all whom it may concern:

Be it known that I, WILLIAM H. BROWNELL, of Brooklyn, in the county of Kings and State of New York, have invented a new and useful Improvement in Artists' Boxes, of which the following is a specification:

This invention relates to a novel and useful improvement on cases or boxes which are designed for containing artists' brushes, paints, &c., and especially designed for outdoor sketching.

The nature of my invention and improvement consists in combining with a portable paint-box or artist's case an easel adjustment, which will firmly clamp and safely hold the tablet or material to be painted on in a convenient position for the painter, as will be hereinafter explained.

In the annexed drawings, Figure 1 is a top view of an artist's box having an easel adjustment applied to it. Fig. 2 is a section taken in the plane indicated by dotted line *x x* on Fig. 1. Fig. 3 is a transverse section through line *y y* of Fig. 1, showing a modification of the easel adjustment.

Similar letters of reference indicate corresponding parts.

The letter A designates the body of the box or case, and B the hinged cover thereof, which parts are of rectangular form, and provided with partitions suitably arranged to form receptacles for containing the different articles required by painters. C C designate two narrow strips of wood, metal, or other suitable material, which are pivoted to the inner sides of the box A at its rear corners, and connected together at their front ends by means of a bar, D, thus forming a hinged frame which can be closed inside of the box, as shown in Fig. 1, or adjusted at any desired height or angle of inclination, as shown in Fig. 2. Bar D is grooved longitudinally on its bottom side, as shown at *a*, and it is connected by elastic strips E E to the front end of the box. The upper edge of the front end of the box is grooved, as shown at *b*.

Now, by lifting the frame C C D and adjusting the object to be painted on in the two grooves *a b*, and then releasing the frame, the elastic strips E will firmly clamp the object J and hold it in proper position. This adjustment is excellent for painting on transparent substances, as the rays of light are free to pass through it.

The frame C C D is not designed to be detached from the box for use; but the device shown in Fig. 3 is detachable from the box, and may be folded up compactly and put into one of the compartments thereof. This device consists of two grooved clamping-bars, D D, connected together by means of elastic strips E E, and loosely applied on two rods, G G, fitted into holes made in the sides of the box. An object confined between the bars D D will be safely held.

If it is desired to use the top and bottom of the box itself for holding objects to be painted on, this may be done by adjusting such object between the grooves *a a'*, the weight of the cover B serving to hold the object sufficiently well for all practical purposes.

I have shown bars D D of Fig. 3 arranged horizontally; but I also contemplate arranging them vertically.

Having described several practical modes of carrying my invention into effect, I do not confine myself to the precise means described.

Having thus described my invention, I claim as new and desire to secure by Letters Patent—

An artist's case or box, A B, grooved at *b*, and provided with the pivoted frame C D E, the bar D of the latter being grooved at *a*, and the strips E being elastic, as and for the purpose specified.

WILLIAM H. BROWNELL.

Witnesses:

C. SEDGWICK,
ALEX. F. ROBERTS.