

J. ARNOLD.
TRUNK-HINGE.

No. 193.208.

Patented July 17, 1877.

Fig. 1.

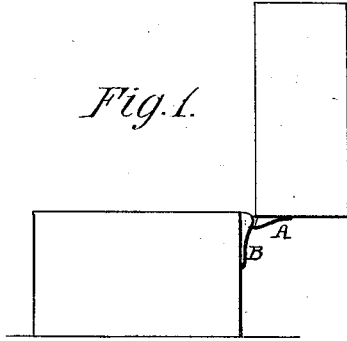


Fig. 2.

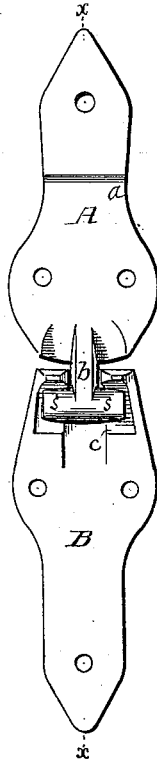


Fig. 3.

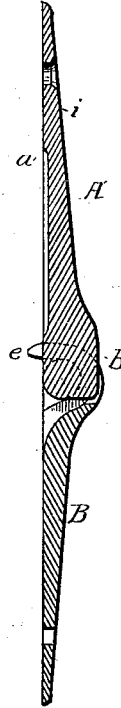


Fig. 4.

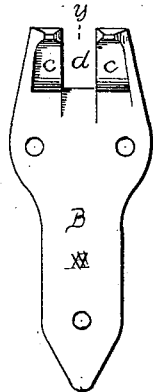


Fig. 5.



Attest:

Howard Devel
Fred Benjamin

John Arnold
By his attorney
Oliver Drake

UNITED STATES PATENT OFFICE.

JOHN ARNOLD, OF NEWARK, NEW JERSEY.

IMPROVEMENT IN TRUNK-HINGES.

Specification forming part of Letters Patent No. **193,208**, dated July 17, 1877; application filed March 28, 1877.

To all whom it may concern:

Be it known that I, JOHN ARNOLD, of the city of Newark, in the county of Essex and State of New Jersey, have invented certain new and useful Improvements in Trunk-Hinges; and I do hereby declare that the following is a full, clear, and exact description thereof, which will enable others skilled in the art to which it appertains to make and use the same, reference being had to the accompanying drawings, and to the letters of reference marked thereon, which form a part of this specification.

The object of my invention is a hinge specially adapted for trunks, constructed as fully described hereinafter, so as to insure a better and stronger connection of the trunk and lid.

In the accompanying drawing, Figure 1 is a side view of a trunk having my improved hinges. Fig. 2 is an inner face view of the hinge; Fig. 3, a section on the line *x x*, Fig. 2; Fig. 4, an inner face view of the lower leaf; and Fig. 5, a section on the line *y y*, Fig. 4.

The leaf A, which is attached to the lid of the trunk, has a T-shaped projection, consisting of a stem, *b*, and side lugs *s s* at the extreme end thereof, and the leaf B has a slot, *d*, for the reception of the stem *b*, and side

recesses *c*, adapted to the lugs *s s*, which thus constitute the pintle of the hinge.

The leaves B are applied to the body of the trunk below the upper edge thereof, the pintles being confined within the recesses *c*, which are closed by the adjacent side of the trunk.

Where the lid of the trunk is large and heavy, the tendency, when the lid is thrown back or the trunk is inverted, is to break or bend the flanges *t* overlapping the recesses *c*. In order to prevent this, and secure a better attachment to the trunk, the said flanges are prolonged to form spurs *e*, which, penetrating the body of the trunk, prevent the yielding of the flanges under the strains imposed upon them.

I claim—

The combination, in a hinge, of the leaf A, its T-headed projection, and the leaf B, its recesses *c*, slot *d*, and spurs *e*, substantially as set forth.

In testimony that I claim the foregoing as my own I hereto affix my signature in presence of two witnesses.

JOHN ARNOLD.

Witnesses:

OLIVER DRAKE,
JOSEPH BURREOUGHES.