

D. H. THOMAS.
BILL-FILE.

No. 193,296.

Patented July 17, 1877.

Fig. 1.

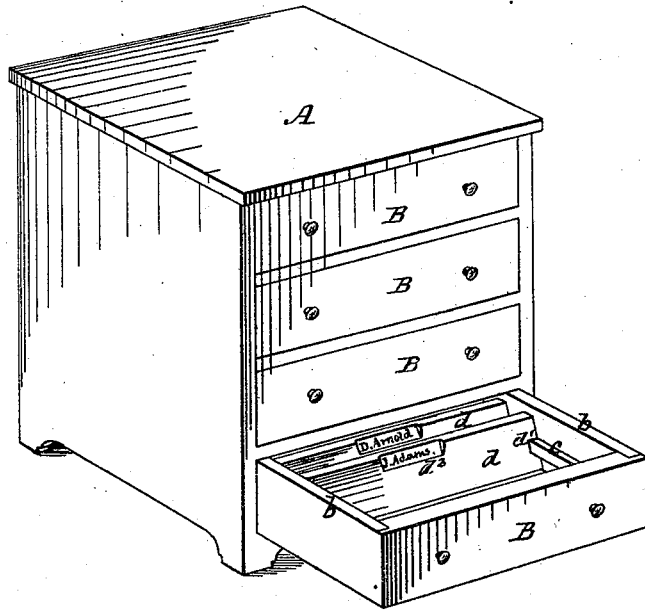


Fig. 2.

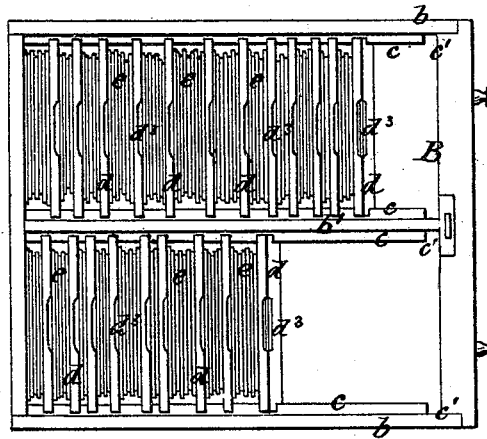



Fig. 3.



Witnesses:
S. J. Masson
W. R. Eelen

Inventor:
Douglas H. Thomas,
by E. E. Masson
atty

UNITED STATES PATENT OFFICE.

DOUGLAS H. THOMAS, OF BALTIMORE, MARYLAND.

IMPROVEMENT IN BILL-FILES.

Specification forming part of Letters Patent No. **193,296**, dated July 17, 1877; application filed June 7, 1877.

To all whom it may concern:

Be it known that I, DOUGLAS H. THOMAS, of Baltimore, in the county of Baltimore and State of Maryland, have invented certain new and useful Improvements in Check and Voucher File Drawers; and that the following is a full, clear, and exact description of the same, reference being had to the accompanying drawings, making a part of this specification, in which—

Figure 1 represents, in perspective, a chest of drawers having my improvements. Fig. 2 represents a top view of a drawer having two compartments, partly filled with vouchers or other valuable papers, arranged consecutively in divisions formed by movable grooved slats or partitions. Fig. 3 represents, in perspective, one of the grooved slats.

In counting-rooms, banks, &c., where a large number of such valuable papers as mortgages, deeds of trust, or releases of the same, bills receivable, bills of lading, &c., are constantly kept for reference or daily use, it is difficult to have them in such order, or in packages that can be found and examined instantly, and at the same time obviate all possibility of their becoming unfolded or mixed.

The object of my invention is to remedy this defect by keeping valuable papers for instant reference in drawers constructed with internal rails or side supports, in connection with a series of movable grooved slats or partitions resting upon said side supports, and having their upper portion beveled for the reception of the index or name of papers inclosed, as will be described more fully in relation to the drawings, in which—

A represents a chest of drawers, B, made of suitable size to contain commercial and other papers, either folded or standing upon one edge. To each side *b* of the drawers is nailed or attached a wooden strip, *c*, running horizontally nearly the whole length of the drawer. These strips are used as side rails or

supports for the slats *d*, employed to separate the papers *e* of each kind from another. The slats *d* are for this purpose grooved at each end, as shown at *d'*. These grooves *d'* are made slightly larger than their supports *c*, to allow the slats to be tilted either forward or backward, and they have their upper edge beveled at *d''*, so that when tilted forward against the inclosed papers they will retain that position, and thus keep them securely enough for the purpose intended. The upper portion of the slat's front is beveled rearward, as at *d'''*, to exhibit plainly to the eye the name of the papers contained behind them, without requiring any handling.

The rails *c* do not quite extend the whole length of the drawer, as shown at *c'*, where an opening is left for the introduction of the grooved slats upon their supporting-rails.

The side rails (of which there may be more than one upon each side, with the slats grooved correspondingly) and slats are represented as made of wood; but they may be made of any other material suitable for the purpose.

The drawer represented in Fig. 2 shows two series of divisions formed by the partitions *b'*, to accommodate a large number of papers in the same drawer; but more partitions could be used, if desired.

Having now fully described my invention, I claim—

In a drawer for filing vouchers or other papers, the combination of horizontal strips, attached internally to the sides of the drawer, so as to leave an opening, *c'*, at one end, with movable slats, grooved at each end and beveled at the top, substantially as and for the purpose described.

DOUGLAS H. THOMAS.

Witnesses:

T. JULIEN EMORE,
TH. HARRIS HODGES.