

D. G. MARK.

TRAYS FOR LAMPS.

No. 193,376.

Patented July 24, 1877.

Fig. 1.

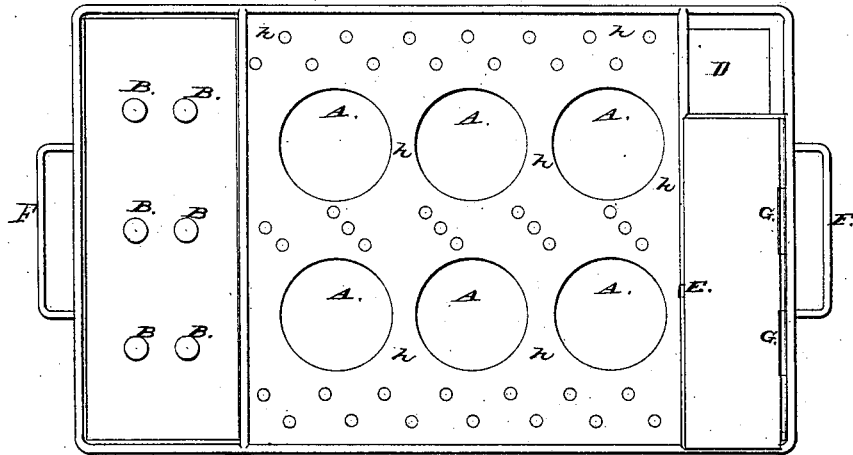


Fig 2.


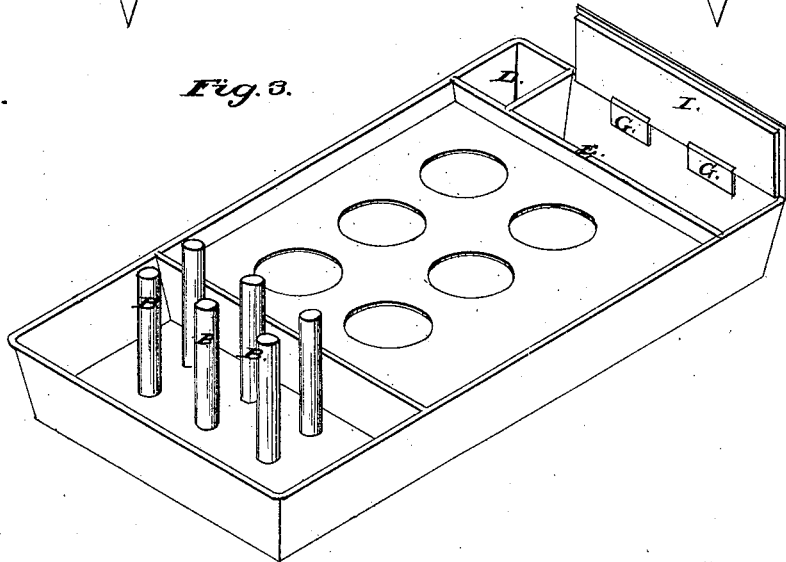


Fig. 3.



Witnesses:

A. Moore  
A. Scott

Inventor:

Daniel G. Mark  
By Chas. E. Marsh  
Atty.

# UNITED STATES PATENT OFFICE.

DANIEL G. MARK, OF EVANSVILLE, INDIANA.

## IMPROVEMENT IN TRAYS FOR LAMPS.

Specification forming part of Letters Patent No. **193,376**, dated July 24, 1877; application filed February 5, 1877.

*To all whom it may concern:*

Be it known that I, DANIEL G. MARK, of the city of Evansville, county of Vanderburg, and State of Indiana, have invented a new and useful Lamp-Rack, which is fully described in the following specification and accompanying drawing, in which—

Figure 1 is a plan view of my lamp-rack; Fig. 2, a longitudinal sectional view, and Fig. 3 a perspective of the same.

The object of my invention is to provide a device for holding oil-lamps, their chimneys, an oil-can, and implements for cleaning, trimming, and filling oil-lamps while being cleaned, trimmed, and filled, without greasing or soiling the table, bench, or floor where such work is done.

My device consists of a tray with a false bottom elevated above the main bottom, and perforated with holes, some of which are large enough in which to set the bottom of lamps, and some only large enough to allow the oil which may drip or overflow in filling the lamps to run into the main receptacle or tray below. The lamps may also be set between the large holes and on the false floor, at the convenience of the person using the device. There is also a till for keeping wicks and cleaners, a receptacle for the oil-can, and wooden posts inserted in wooden bottom resting at one end, and on the lower or main floor of the tray, over which to place the chimneys while the lamps are being filled or cleaned.

These posts may be of other material than wood, and instead of being inserted in a wooden bottom I sometimes employ tin sockets soldered to the bottom of the tray, in which tin sockets I insert the posts instead of in holes in a wooden false bottom.

A, the large holes for inserting the lamps in the false floor of the tray; *h*, small holes in

said false floor, through which the waste oil drips through to the main floor; B, the wooden posts on which to place the chimneys in order that they may be safely supported in a vertical position while the lamps are being cleaned and filled; D, receptacle for holding the oil-can; I, lid of the till for keeping lamp-wicks and trimmers; E, button or fastener of said lid; G, hinges of same; F, handles of the lamp-rack, by which the whole may be lifted; H, main receptacle under the false floor; K, supports for the false floor at each of its four corners; L, legs upon which the whole device stands; C, the till.

Corresponding letters denote corresponding parts.

Having thus described my invention, I claim as new—

1. The lamp-rack with the main receptacle H and the false floor, with the holes A and *h*, as and for the purposes described.

2. The lamp-rack with the main receptacle H, the false floor with the holes A and *h*, and the upright posts B, inserted in a false bottom resting on the main bottom of the tray, as and for the purposes described.

3. The lamp-rack with the main receptacle H, the false floor with the holes A and *h*, the upright posts B, and the till C, as and for the purposes described.

4. The lamp-rack with the main receptacle H, the false floor with the holes A and *h*, the upright posts B, the till C, and the receptacle D, as and for the purposes specified.

In testimony whereof I hereunto set my hand.

DANIEL G. MARK.

Witnesses:

CHAS. E. MARSH,  
JAS. W. BROWN.