

H. LOMBARD.

SEWING-MACHINE ATTACHMENT FOR PIERCING WHIP COVERS.

No. 193,453.

patented July 24, 1877.

Fig. 1.

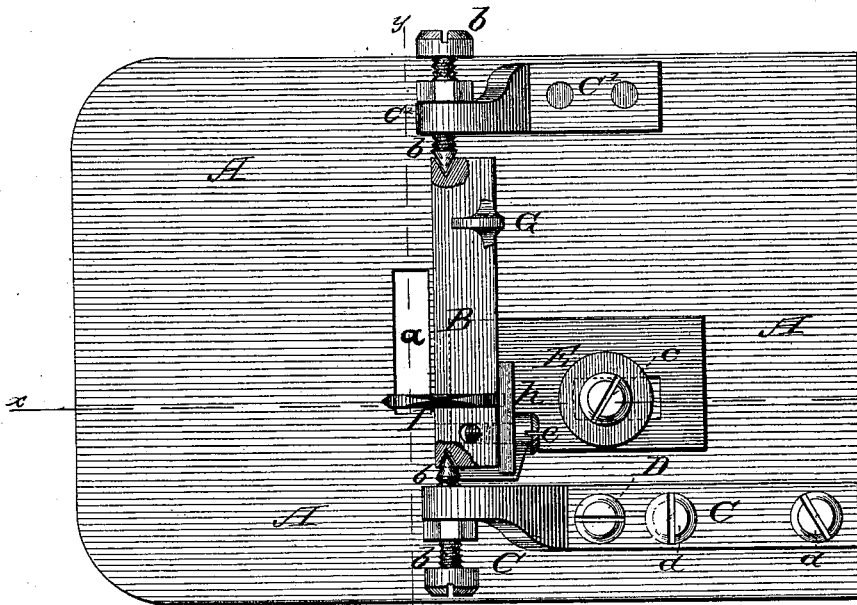


Fig. 2.

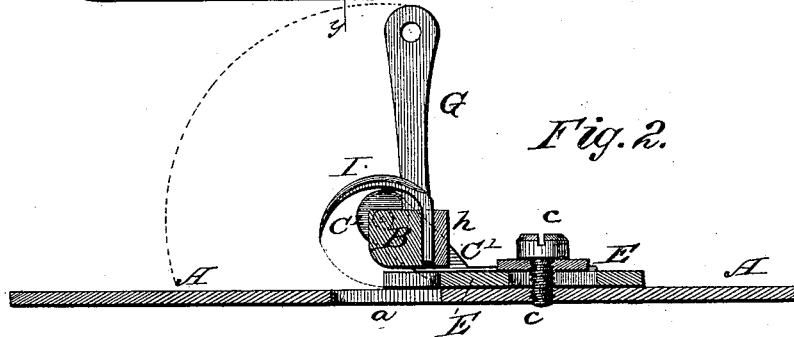
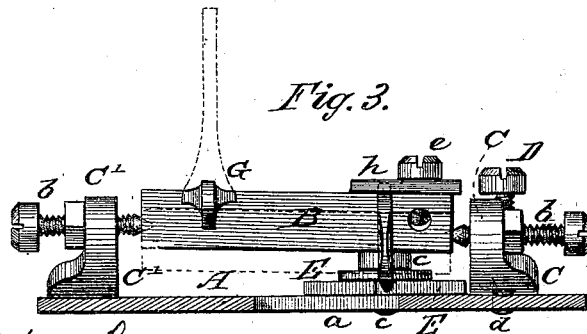


Fig. 3.



Witnesses:

P. C. Dieterich.
Frank Duffy

Inventor:
Hezekiah Lombard.

Per: *C. H. Watson & Co.* Attorneys.

UNITED STATES PATENT OFFICE.

HEZEKIAH LOMBARD, OF WESTFIELD, MASSACHUSETTS, ASSIGNOR TO
HIMSELF AND JOHN J. BOHLER, OF SAME PLACE.

IMPROVEMENT IN SEWING-MACHINE ATTACHMENTS FOR PIERCING WHIP-COVERS.

Specification forming part of Letters Patent No. **193,453**, dated July 24, 1877; application filed
November 17, 1876.

To all whom it may concern :

Be it known that I, HEZEKIAH LOMBARD, of Westfield, in the county of Hampden and State of Massachusetts, have invented certain new and useful Improvements in Attachments for Sewing-Machines; and I do hereby declare that the following is a full, clear, and exact description thereof, which will enable others skilled in the art to which it appertains to make and use the same, reference being had to the accompanying drawings, and to the letters of reference marked thereon, which form a part of this specification.

The nature of my invention consists in the construction and arrangement of an attachment for sewing machines, designed for piercing holes in leather whip-covers, for hand-sewing, as will be hereinafter more fully set forth.

In the annexed drawings, Figure 1 is a plan view. Fig. 2 is a central vertical section on line *x x*, Fig. 1, and Fig. 3 is a transverse section on line *y y*, Fig. 1.

A represents the bed-plate of the attachment, provided with a feed-opening, *a*, as shown. To one side and above this opening is a rocking bar, B, placed upon pivots or pivot-screws *b b* in two bearing blocks or boxes, C C', on the bed-plate A. The box or block C' is stationary on the bed-plate, while the box C is adjustable up and down by means of a set-screw, D, and when adjusted it is fastened by means of screws *d d*.

E is an adjustable gage, fastened by a set-screw, *e*, to the bed-plate A.

The rocking-bar B is provided with an arm, G, near one end, and near the other end is fastened a curved awl, I, by means of a plate, *h*, and screw *e*.

The awl I enters the leather on the top side, and comes out at the edge, so that when a whip-cover is sewed together the two edges

will meet together to form what is called an "inseam," which kind of sewing is neater and more durable for a whip-cover than any other mode of sewing.

This attachment expedites the work and makes the stitches more even in their distance from each other, as well as in their depth in the leather.

The attachment is placed on the sewing-machine so that the feed will come up through the slot or opening *a* under the crooked awl I, and then properly attached to the machine. Then the needle-bar of the machine is attached to the arm G in such a manner that when the needle-bar rises and falls it will operate the crooked awl, punch, or needle I.

By moving the gage E, the distance of the stitch from the edge is regulated.

By means of the set-screw D, the awl or needle can be raised or lowered, as required, so as to regulate the depth of the stitch.

The leather enters the machine the same as in ordinary sewing.

Having thus fully described my invention, what I claim as new, and desire to secure by Letters Patent, is—

1. The combination of the bed-plate A, provided with feed-opening *a*, the adjustable gage E, and the rocking bar B, provided with the arm G and curved awl I, substantially as and for the purposes herein set forth.

2. The adjustable box or bearing-block C, plate A, and set screw D, in combination with the rocking bar B, carrying the awl I, for the purposes herein set forth.

In testimony that I claim the foregoing as my own I affix my signature in presence of two witnesses.

HEZEKIAH LOMBARD:

Witnesses:

R. B. ROBINSON,
H. H. SAUNDERS.