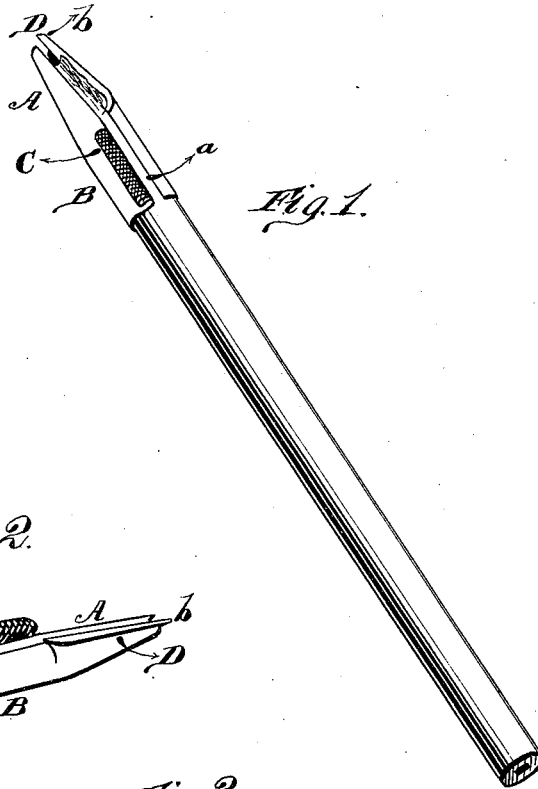


G. H. PARK.  
PENCIL-SHARPENER.

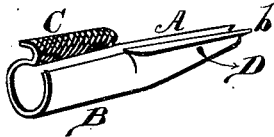
No. 193,545.

Patented July 24, 1877.



*Fig. 1.*

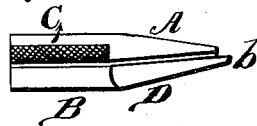
*Fig. 2.*



*Fig. 3.*



*Fig. 4.*



WITNESSES

*Robert Curlett*  
*George E. Upham*

INVENTOR.

*George H. Park.*  
*Glenn, Smith & Co.*

ATTORNEYS.

# UNITED STATES PATENT OFFICE.

GEORGE H. PARK, OF ROME, NEW YORK, ASSIGNOR OF ONE-HALF HIS RIGHT  
TO ALMON LEACH AND GEORGE J. LEACH, OF SAME PLACE.

## IMPROVEMENT IN PENCIL-SHARPENERS.

Specification forming part of Letters Patent No. **193,545**, dated July 24, 1877; application filed  
May 5, 1877.

*To all whom it may concern:*

Be it known that I, GEORGE H. PARK, of Rome, in the county of Oneida and State of New York, have invented a new and valuable Improvement in Pencil-Sharpener; and I do hereby declare that the following is a full, clear, and exact description of the construction and operation of the same, reference being had to the annexed drawings, making a part of this specification, and to the letters and figures of reference marked thereon.

Figure 1 of the drawings is a representation of a perspective view of my pencil-sharpener; Fig. 2 a side view, Fig. 3 an end view, and Fig. 4 a plan view, of the same.

The nature of my invention consists in the construction and arrangement of a pencil-sharpener, which also forms a protector for the point of the pencil, as will be hereinafter more fully set forth.

In the annexed drawing, which fully illustrates my invention, A represents a cone-shaped cap, formed with a cylindrical extension or base, B, of suitable dimensions, the whole being made of one piece of sheet-steel or other spring metal, with an open slot, *a*, running longitudinally the entire length from the front to the rear end. This makes a perfectly even and uniform spring, which will adjust itself to any-sized pencil, and admit of being turned around at pleasure with ease.

On one side of the slot *a*, along the base B, is formed a flange, C, substantially as shown, which enables the user to hold the sharpener firmly between the thumb and forefinger of the left hand, and at the same time turning the pencil with the right hand to the right.

D represents the knife or sharpener, which may be either formed of the same metal, along one side of the slot in the cone A, by turning down a bevel-edge at a given angle to cut the wood; or it may be made separate and soldered at the same angle to one side. In either case it forms a part of the cone, and can easily be sharpened, when required, from the outside with a thin smooth half-round file.

The point of the knife D runs out from the end of the cone A sufficient to sharpen the point of the pencil as fine as may be desired, said projecting point of the knife being marked *b*.

The slot *a* in this pencil-sharpener does not run in a straight line from one end to the other; but that portion thereof which is made through the cone A is a trifle inclined, so as to bring the knife-edge at an angle to the center line of the pencil, whereby the knife is made to cut through the wood much easier than it otherwise would do.

This little instrument is intended to remain on the pencil while in use and until the pencil is consumed.

It also forms a point-protector, as it can be pulled down sufficiently far to bring the point of the pencil within the sharpener, and when the pencil is to be used it is readily pushed out again, the spring of the metal holding the instrument at any point on the pencil.

The instrument thus forms a combined sharpener and point-protector, and it can be manufactured at a very trifling cost, and is simple, durable, and effective in operation. It adapts itself to any-sized pencil, and is not liable to be lost, as the spring of the metal holds it with sufficient tension or friction on the pencil.

What I claim as new, and desire to secure by Letters Patent, is—

A combined pencil-sharpener and pencil-point protector, consisting of the cone A, cylinder B, and flange C, formed of a single piece of metal, with a knife, D, attached to or formed on the cone, having its point *b* projecting beyond the end of the cone, substantially as and for the purposes set forth.

In testimony that I claim the above I have hereunto subscribed my name in the presence of two witnesses.

GEORGE H. PARK.

Witnesses:

ALMON LEACH,  
SAMUEL C. DAVIS.