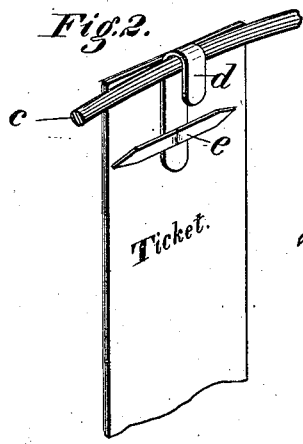
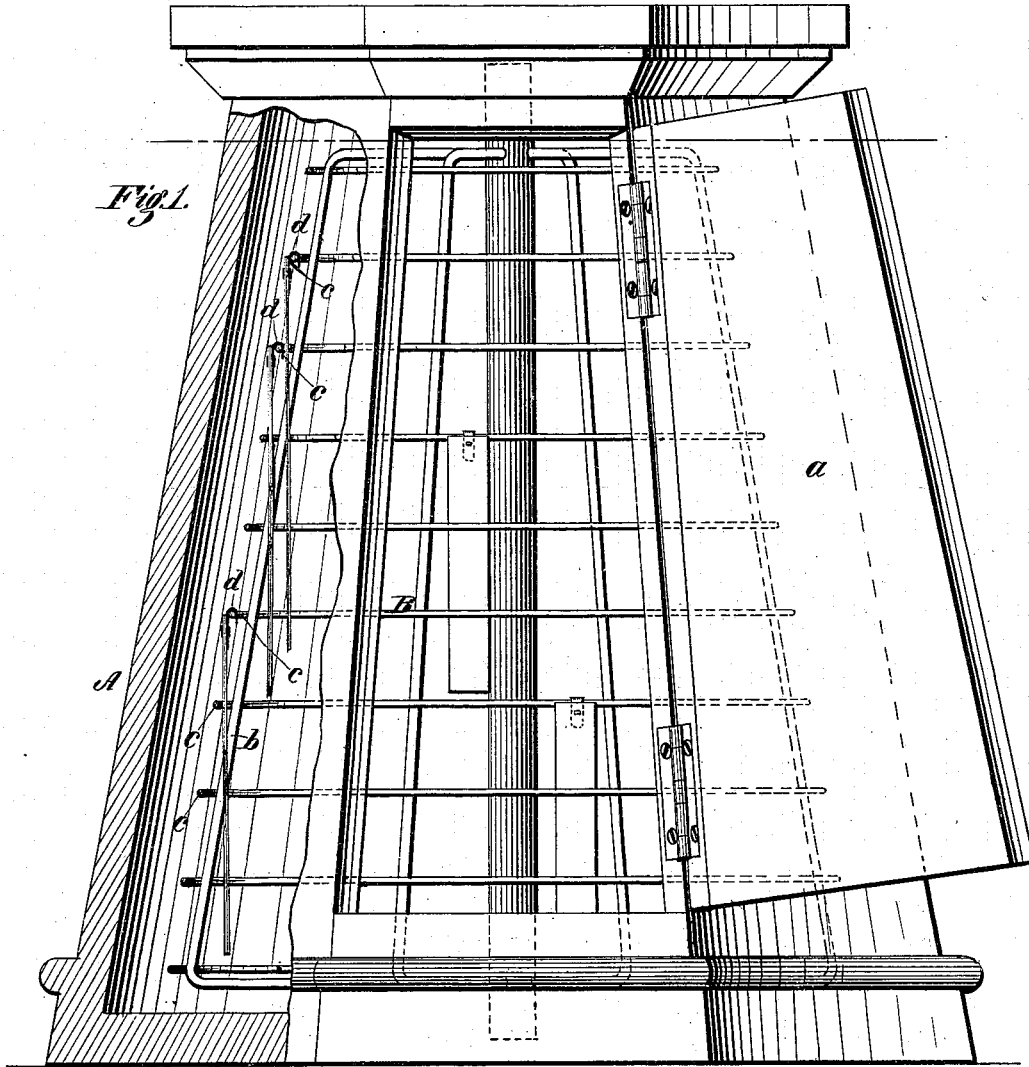


H. W. CONGER.  
TICKET-CASES.

No. 193,640.

Patented July 31, 1877.



Witnesses:

*Donn J. Twitchell.*  
*D. P. Crowl*

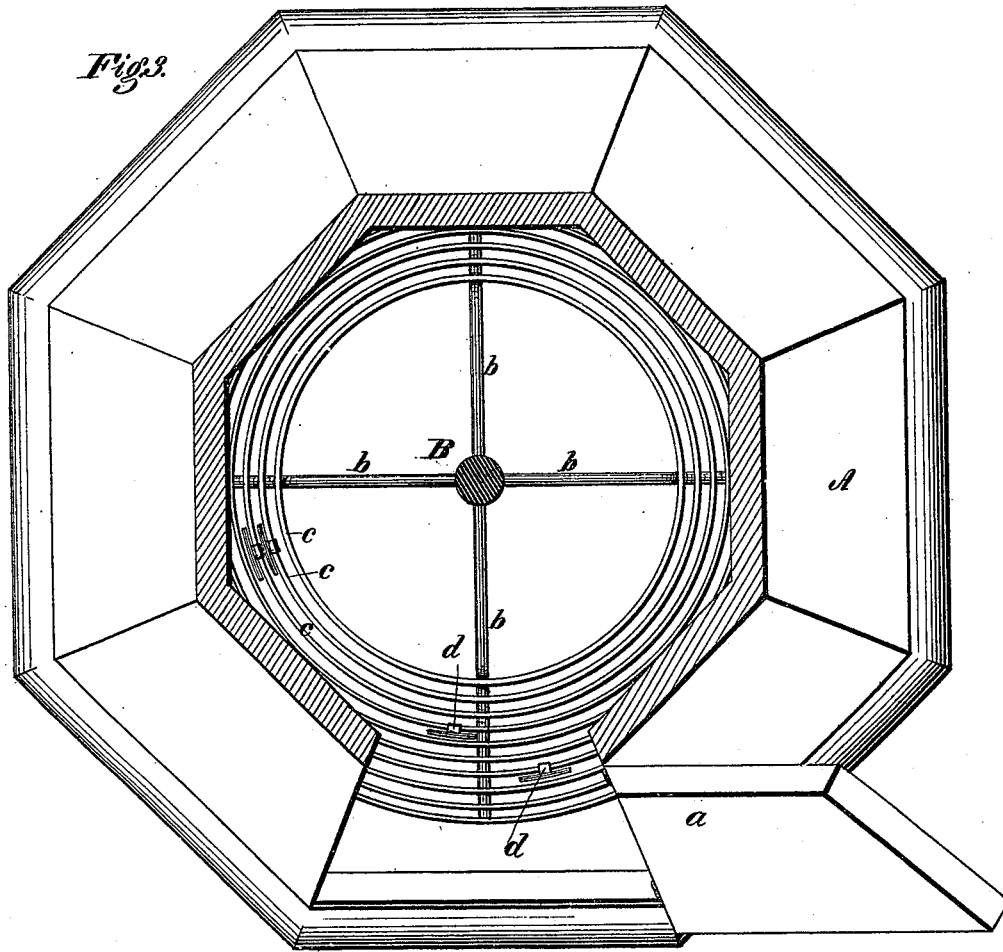
Inventor:

*H. W. Conger*  
*By his atty.*  
*Dodge & Son*

H. W. CONGER.  
TICKET-CASES.

No. 193,640.

Patented July 31, 1877.



*Witnesses:*  
*Wm. A. Twitchell*  
*D. Plow*

*Inventor:*  
*H. W. Conger*  
*By his atty.*  
*Dodge & Son*

# UNITED STATES PATENT OFFICE.

HIRAM W. CONGER, OF HOT SPRINGS, ARKANSAS.

## IMPROVEMENT IN TICKET-CASES.

Specification forming part of Letters Patent No. 193,640, dated July 31, 1877; application filed June 28, 1877.

*To all whom it may concern:*

Be it known that I, HIRAM WARREN CONGER, of Hot Springs, in the county of Garland and State of Arkansas, have invented certain Improvements in Railroad-Ticket Cases, of which the following is a specification:

My invention consists in a conical rotating skeleton frame, mounted in an upright position in a case or body having a side door through which the tickets may be removed, and in the employment, in connection with the case, of removable hooks having the tickets secured in bunches or packages thereto.

Figure 1 is a front elevation of my case, with a portion broken away on one side; Fig. 2, a perspective view, showing the manner of uniting and suspending the tickets; Fig. 3, a horizontal cross-section of the case.

A represents an upright body or case, of an octagonal or other suitable form, having a door or opening, *a*, in one side; and B represents a skeleton frame made in the form of a truncated cone and mounted on a vertical central axis within the body or case in such manner as to rotate freely. As shown in the drawing, the rotary frame or rack B consists of a series of upright wires or ribs, *b*, and series of horizontal wires *c*, secured thereto at suitable distances apart, the arrangement being such that a vertical line dropped from either one of the horizontal wires will fall inside of the next wire below.

The frame and body constructed as above constitute a case or cabinet in which a great number and variety of tickets may be held and displayed by hanging them on the horizontal wires and allowing their lower ends to pass down inside the frame, in the manner represented in Fig. 1, those on each wire passing behind or inside of those on the wires below.

By rotating the frame, the heads or upper ends of the various tickets are passed in rapid succession in front of the door, and thus the attendant enabled to select in an instant any particular ticket desired.

The tickets may be attached to or suspended from the wires in any suitable manner, as, for example, by means or spurs or hooks on the wires, but it is preferred to provide each bunch or bundle of tickets—the tickets

being classified or assorted in packages, as usual—with a small metal hook, *d*, attached thereto by a metal paper-fastener, *e*, of the common form shown, or by any other metal fastening device passed through both the hook and the tickets. The hook thus applied admits of the tickets being readily inserted and removed, holds them securely, and, binding the bunch or set together, admits of their being transported and handled before their introduction into the case without danger of disarranging them.

I am aware that it is not new to apply tickets loosely to a removable hook in a case or cabinet, the tickets to be drawn from the hooks, one at a time, while the latter remain in position until a new series of tickets are to be applied; and, therefore, I do not claim hanging the tickets on hooks nor making such hooks detachable. My arrangement differs therefrom in having the tickets firmly fastened or bound to the hooks, so that they require to be torn therefrom, whereby they are retained in place and the annoyance consequent upon their being displaced avoided.

It is obvious that the skeleton frame may be varied in construction, as desired, provided the horizontal openings admit of the tickets being suspended behind and above each other.

While it is preferred to give the frame the tapering form, in order to admit of the tickets hanging straight down, good results may be attained with a frame of cylindrical form.

What I claim as my invention is—

1. In a railroad-ticket case or cabinet, the combination of a body, A, provided with a side door or opening, and a rotary skeleton frame, B, mounted therein and adapted to receive the tickets, substantially as shown and described.

2. The combination of the case or body A with its side opening, and the rotating conical skeleton frame B, substantially as shown and described.

3. In combination with the case having horizontal bars, the detachable hooks having the tickets secured firmly thereto, substantially as shown.

HIRAM WARREN CONGER.

Witnesses:

N. H. TALLMAN,  
T. O. TOLER.