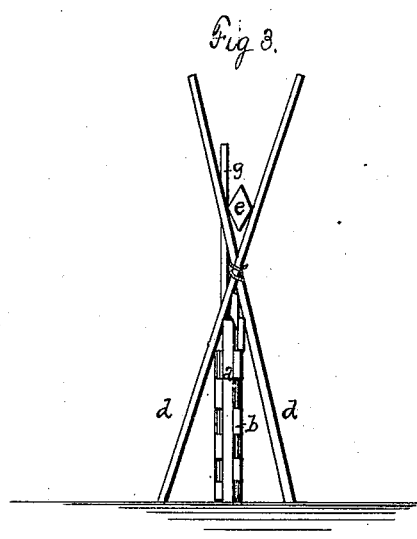
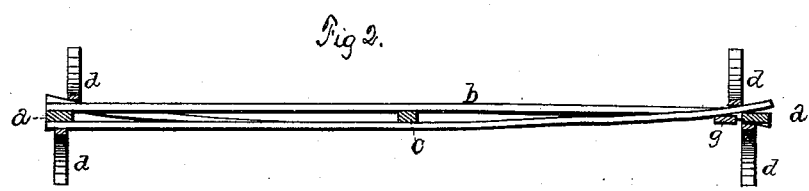



V. A. KILGROE.

FENCES.

No. 193,661.

Patented July 31, 1877.



WITNESSES

Wm. Garner
Will. H. Kern

INVENTOR

Virgil A. Kilgroe
Per J. A. Lehmann
Atty.

UNITED STATES PATENT OFFICE.

VIRGIL A. KILGROE, OF ANNISTON, ALABAMA.

IMPROVEMENT IN FENCES.

Specification forming part of Letters Patent No. **193,661**, dated July 31, 1877; application filed July 13, 1877.

To all whom it may concern:

Be it known that I, V. A. KILGROE, of Anniston, in the county of Calhoun and State of Alabama, have invented certain new and useful Improvements in Fences; and I do hereby declare the following to be a full, clear, and exact description of the invention, such as will enable others skilled in the art to which it pertains to make and use it, reference being had to the accompanying drawings, which form part of this specification.

My invention relates to an improvement in fences; and it consists in the arrangement and combination of parts that will be more fully described hereinafter, whereby a cheap, simple, and strong fence is produced, and one that is applicable for all purposes.

The accompanying drawings represent my invention.

a represents a suitable stake, post, or upright, which is driven into the ground at the end of each panel. The ends of the rails or boards *b*, out of which the panels are to be formed, are placed alternately upon each side of these posts or stakes; and in order to make these ends grasp the sides of the stake, the rails or planks are bowed out slightly at their centers, and a stake, *c*, is passed down between them, as shown, so as to bear against opposite sides of every alternate rail, and thus bind them firmly together. While bowed out in this manner by this central stake, which does not reach to the ground, each rail or plank has its ends pressing outwardly against

the two end stakes *a*, and pressing inwardly against the central stake *c*. At each end of the panel are placed the long rails or stakes *d*, which have their lower ends driven into the ground and their upper ends crossed, so as to form a support for the top rail *e*, as shown.

When it is desired, the top of the panel may be formed of two rails or boards, as shown, and when it is desired to prevent one of these two top rails from bearing outward against the end stakes or posts *d*, an additional long post or stake, *g*, may be used by pushing it down between the ends of the rails or boards just behind the stake *a*.

A fence thus constructed is strong, durable, and very easily constructed.

Having thus described my invention, what I claim, and desire to secure by Letters Patent, is—

1. In a fence, the combination of the stakes *a*, rails or boards *b*, central stake *c*, and end stakes *d*, substantially as shown and described.

2. In combination with the rails *b* and stakes *a*, the end stakes *d* and stakes *g*, substantially as specified.

In testimony that I claim the foregoing I have hereunto set my hand this 4th day of July, 1877.

VIRGIL A. KILGROE.

Witnesses:

S. P. DAVIS,
J. P. PRICKETT.