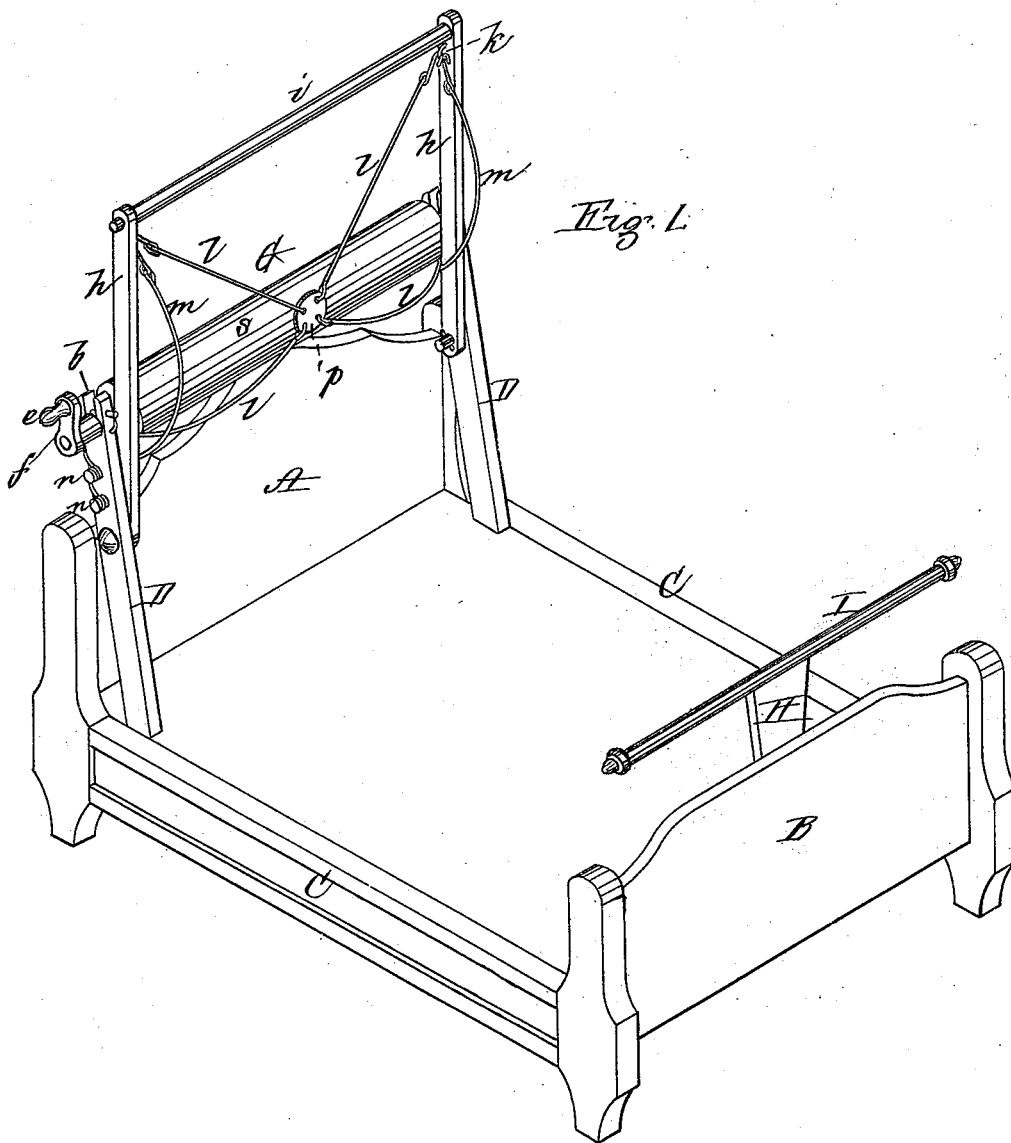


J. YOUNG.  
INSECT-GUARDS.

No. 193,745.

Patented July 31, 1877.



Witnesses,  
H. J. Cambridge.  
Chas. C. Griffin.

Inventor,  
James Young,  
Per Teschemacher & Stearns,  
Attorneys.

J. YOUNG.  
INSECT-GUARDS.

No. 193,745.

Patented July 31, 1877.

Fig. 2.

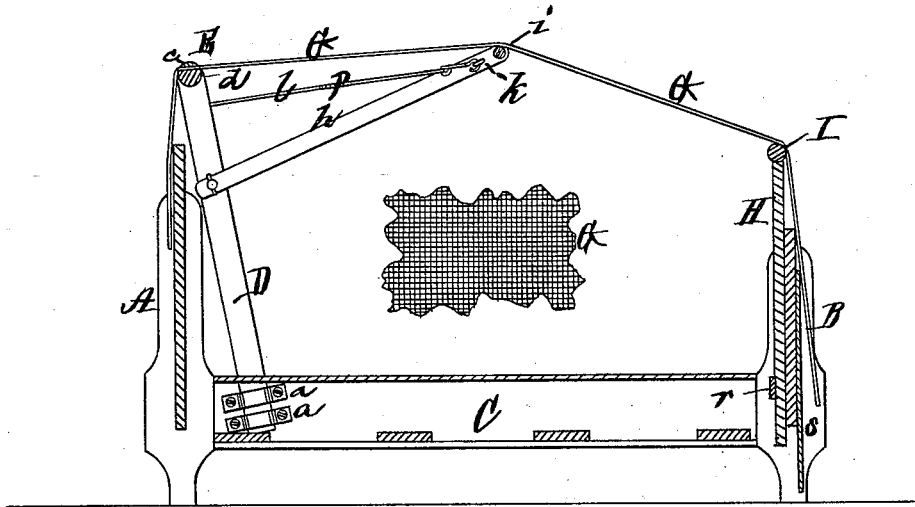


Fig. 3.

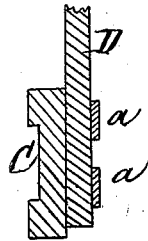
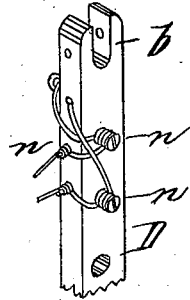


Fig. 4.



Witnesses,  
*W. J. Cambridge*  
*Chas. E. Griffin*

Inventor,  
*James Young*  
 Per *Meschmacher & O'Leary*,  
 Attorneys.

# UNITED STATES PATENT OFFICE.

JAMES YOUNG, OF CAMBRIDGE, MASSACHUSETTS.

## IMPROVEMENT IN INSECT-GUARDS.

Specification forming part of Letters Patent No. 193,745, dated July 31, 1877; application filed June 26, 1877.

### *To all whom it may concern:*

Be it known that I, JAMES YOUNG, of Cambridge, in the county of Middlesex and State of Massachusetts, have invented an Improved Insect-Guard, of which the following is a full, clear, and exact description, reference being had to the accompanying drawings, making part of this specification, in which—

Figure 1 is a perspective view of my insect-guard applied to a bed, the screen being wound up. Fig. 2 is a section of the same, representing the screen extended over the bed ready for use. Figs. 3 and 4 are details to be referred to.

To provide a simple, convenient, and inexpensive canopy, by which mosquitoes, flies, and other insects are prevented from annoying the occupant of a bed, lounge, &c., is the object of my present invention, which consists in a pair of standards rising from the side of the bed, and having a swinging frame pivoted thereto; a roller, on which the netting is wound, extending between the tops of the standards, and provided with a crank, by which the netting is wound up when not required for use.

To enable others skilled in the art to understand and use my invention, I will proceed to describe the manner in which I have carried it out.

In the said drawings, A is the head-board of a bedstead; B, its foot-board, and C C its longitudinal side pieces.

Inside the side pieces C C, near the head-board, are secured sockets *a a* for the reception of the lower ends of two standards, D, the top of each being inclined back toward and above the head-board.

Within bearings *b* in the tops of the standards is placed a horizontal roll, E, extending transversely across the head of the bedstead. This roll is split or formed in two portions, *c d*, between which is secured one end of a piece of mosquito-netting, G, the portion *c* consisting of a thin longitudinal strip, which, after the end of the netting is laid on the portion *d*, is screwed thereto.

The roll is turned by means of a handle, *e*, applied to a crank, *f*, secured to an end of the roll projecting outside one of the bearings.

To each inclined standard D, at a point at

or a little above the middle of its length, is pivoted the inner end of a strip, *h*, the outer ends of these strips being connected by a cross-bar, *i*, and forming a frame which serves to support the netting when unrolled for the purpose of protecting the bed therewith when the occupant desires to sleep.

Near the outer end of each strip is a staple, *k*, into which are hooked the outer ends of two cords, *l m*, the inner ends of these cords being secured to pins *n*, driven into the standards D. The lengths of these cords may be adjusted so as to allow the outer end of the frame to hang at the height desired, the cords *l* serving as braces to stiffen the parts, and to keep the outer end of the frame from moving laterally out of place. These braces are united by a circular plate, *p*, at their centers, and also serve to hold the netting up, and prevent its sagging. When the frame is swung down in the position seen in Fig. 2 the cords *m* hold it up to the height desired.

The portion of the netting designed to extend over the foot of the bed is intended to rest on the foot-board B, when it is of suitable height, but when it is quite low, or in the absence of any foot-board, I employ a standard, H, provided with a transverse cross-bar, I, for the netting to rest on.

The lower end of this standard fits into a socket, *r*, on the inside of the bottom of the foot-board, and all three standards, with the frame and netting, may be readily removed when not required for use.

The portion of the netting designed to extend over the lower end of the bed is provided with a strip, *s*, of cotton, linen, or other suitable material, which, when the netting is rolled up, comes on the outside, and entirely incloses it, thus serving as a cover to keep it from dust when the room is being swept.

When the bed is to be used the occupant takes hold of the end of the netting, and draws it longitudinally out over the frame, cross-bar *i*, braces *l m*, and standard H, and then unfolds the sides of the netting, allowing it to fall over the standards D, and drop down entirely around the bed, it being then only necessary to raise a portion of one side of the netting to allow of the entrance of the occupant.

Previous to remaking the bed the sides of the netting are thrown up over the frame, and then the whole is swung back out of the way, the inclination of the standards D being such that the frame remains in this position by its own gravity.

The above-described mosquito-canopy is inexpensive, simple in construction, and may be adjusted in place, and folded up out of the way, in an extremely ready and convenient manner.

What I claim as my invention, and desire to secure by Letters Patent, is—

The supporting-frame, consisting of the standards D, strips *h*, cross-bar *i*, and cords and braces *l m*, in combination with the roll E, substantially as described, for the purpose set forth.

Witness my hand this 23d day of June, A. D. 1877.

JAMES YOUNG.

In presence of—

N. W. STEARNS,  
W. J. CAMBRIDGE.