

C. J. HAUCK.
POCKET OILERS.

No. 193,760.

Patented July 31, 1877.

Fig. 1.

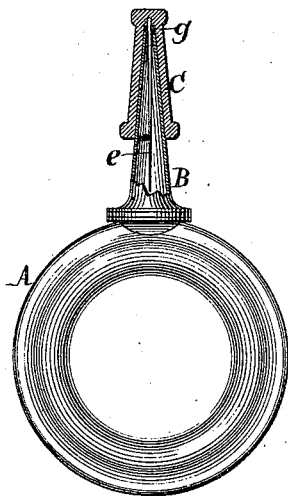


Fig. 2.

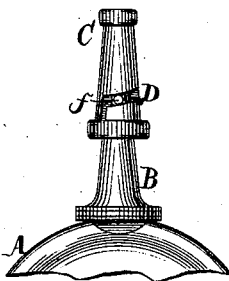
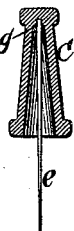


Fig. 3.



Witnesses.
Otto Hufeland.
Chas. Kahlers.

Inventor.
Charles J. Hauck
by
per Santwood & Hauff
his attorneys.

UNITED STATES PATENT OFFICE.

CHARLES J. HAUCK, OF BROOKLYN, E. D., NEW YORK.

IMPROVEMENT IN POCKET-OILERS.

Specification forming part of Letters Patent No. 193,760, dated July 31, 1877; application filed June 29, 1877.

To all whom it may concern:

Be it known that I, CHARLES J. HAUCK, of Brooklyn, E. D., in the county of Kings and State of New York, have invented a new and useful Improvement in Pocket-Oilers, which improvement is fully set forth in the following specification, reference being had to the accompanying drawing, in which—

Figure 1 represents a sectional side view of an oiler containing my improvement. Fig. 2 is a side view of a portion thereof. Fig. 3 is a longitudinal section of the cap detached.

Similar letters indicate corresponding parts.

My improvement is especially applicable to oilers which are intended to be carried in the pocket by hunters and others; and consists in a cap which is adapted to be attached to the nozzle of an oiler, and provided with an internal longitudinal pin, which enters the mouth of said nozzle when the cap is attached thereto, so as to free the nozzle of dirt, while at the same time, when the cap is detached, the said pin can be used for cleaning the nipple of a gun, and also for fastening the cap to the garment when it is desirable, as hereinafter fully explained.

It also consists in the combination of a cap having a slot, which extends longitudinally thereof for part of its length and obliquely the remainder, and having a packing disk or ring in the top part thereof, with an oiler, whose nozzle is provided with a stud, which is adapted to enter said slot, so that by turning the cap the same is firmly secured to the nozzle, and the mouth of the nozzle is effectually closed.

In the drawing, the letter A designates an oiler, which has the usual nozzle B, on the outer end of which is fitted a cap, C.

From the interior part of the cap C projects a pin, *e*, which may be secured thereto by solder or other means, or cast therewith, and which extends through the cap in the direction of its length, as shown.

When the cap C is attached to the nozzle B the pin *e* is made to enter the mouth of the nozzle, as seen in Fig. 1, and it will be seen that the nozzle is thereby freed of any dirt that may collect therein during the time the cap is off.

The pin *e* is made of greater length than the cap C, so that it protrudes therefrom, and hence by taking hold of the cap after it has been removed, and using the same as a han-

dle, the pin *e* can be used for prying out the nipple of a gun or any other similar object; and if the pin *e* is made sharp, it can be stuck in the lapel of a coat during the time the oiler is used, so that the cap is not liable to get lost or misplaced.

The cap C is attached to the nozzle B by means of a so-called "bayonet-joint"—that is to say, the cap is provided with a slot, D, which extends longitudinally thereof for part of its length and obliquely the remainder, as shown in Fig. 2.

To the nozzle B is secured a stud, *f*, the diameter of which is equal to the width of the slot D, and which is placed at such a part of the nozzle B that, if the slot D is so adjusted that the stud *f* is received therein when the cap C is placed on the nozzle B and the cap is turned after the stud *f* reaches the oblique portion of the slot D, the cap is firmly secured to the nozzle B, and the top part thereof is brought tightly down upon the mouth of the nozzle, and thereby the latter is closed.

In the top part of the cap C is arranged a packing ring or disk, *g*, of leather or other appropriate material, by which the effect of the slot D and stud *f* is increased, and all danger of leakage is avoided.

When the packing disk or ring *g* is used in conjunction with the pin *e* it is made to surround the pin, as shown.

What I claim as new, and desire to secure by Letters Patent, is—

1. A cap adapted to be attached to the nozzle of an oiler, and provided with an internal longitudinal pin, substantially as and for the purpose described.

2. The cap C, provided with an internal longitudinal pin, *e*, and a packing, *g*, and having a slot, D, extending in a longitudinal direction from its lower edge for a part of its length and obliquely for the remainder, in combination with a pin, *f*, on the nozzle of the oiler, the oblique portion of said slot serving to bind the packing upon the top of the nozzle, substantially as set forth.

In testimony that I claim the foregoing I have hereunto set my hand and seal this 27th day of June, 1877.

C. S. HAUCK. [L. s.]

Witnesses:

CHAS. WAHLERS,
E. F. KASTENHUBER.