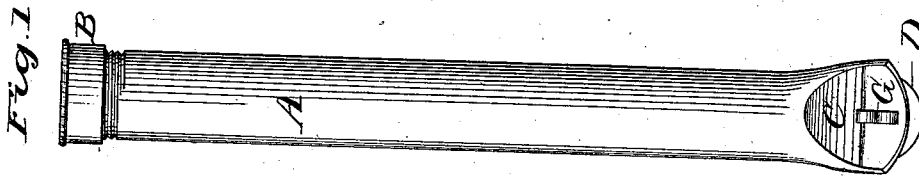

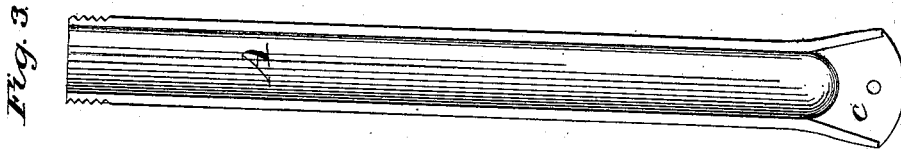


O. P. GASH.  
ARTISTS' PENCILS.

No. 193,813.

Patented Aug. 7, 1877.



Attest:  
H. J. Robertson  
Geo. W. Suapp

Inventor.  
Oliver P. Gash

# UNITED STATES PATENT OFFICE.

OLIVER P. GASH, OF MISSOURI CITY, MISSOURI.

## IMPROVEMENT IN ARTISTS' PENCILS.

Specification forming part of Letters Patent No. **193,813**, dated August 7, 1877; application filed June 5, 1876.

*To all whom it may concern:*

Be it known that I, OLIVER P. GASH, of Missouri City, in the county of Clay and State of Missouri, have invented certain new and useful Improvements in Artists' Pencils; and I do hereby declare that the following is a full and exact description thereof, which will enable others skilled in the art to which it appertains to make and use the same, reference being had to the accompanying drawings and the letters of reference marked thereon, which form a part of this specification, and in which—

Figure 1 is a front view. Fig. 2 is a side view; and Fig. 3 is a longitudinal sectional view, the screw-cap at the head having been removed.

Similar letters of reference indicate corresponding parts in all the figures.

This device, which I denominate the "artist's flowing-pencil," is intended for drawing lines with paint, and also for lettering and flowering on cars, carriages, furniture, machinery, and, in short, in all places where lines are required for ornament or otherwise, whether on metal, wood, glass, leather, or fabrics.

It consists in the construction and arrangement of parts, which I shall now proceed to fully describe.

In the drawings, A is a hollow tube of suitable length and diameter, (say, six inches long and one-half inch in diameter,) made of metal, ivory, bone, hard rubber, or other suitable hard substance. At one end, which is screw-threaded, it is provided with a cap, B. Its other (lower) end is flattened and widened, as shown at C, a recess, *c*, being formed in it, as shown. In the recess *c* is pivoted a circu-

lar plate or disk, D, the pivot for this being formed by a set-screw, G, by which the flat sides C C may be forced together when desired, so as to clamp the disk D and cause it to run with ease or not, as required.

In operation, the tube A is filled with paint, mixed in the ordinary way, as for painting, and of the consistency of thick cream. The screw-cap B is then adjusted in position, and the tool is ready for use. It is held in the hand like a pen, and, by pressing the disk D against the surface that is to be decorated, and carrying the tool over the surface in such a manner as to rotate the disk, the paint is emitted through the narrow aperture between the disk and the ends of the recess, and a line is made, which may be made light or heavy, as required, by adjusting set-screw G so as to cause the disk D to rotate easily or not, thus requiring light or heavy pressure.

Curves may be easily described with my improved tool, thus enabling all kinds of artistic work to be executed with facility and dispatch.

Having thus described my invention, I claim and desire to secure by Letters Patent of the United States—

The artist's tool herein described, consisting of tube A, having cap B and flattened widened end C, recess *c*, and disk D, pivoted upon a set or clamping screw, G, substantially in the manner herein described, for the purposes shown and specified.

OLIVER P. GASH.

Witnesses:

H. J. ROBERTSON,  
JAS. W. SWAPP.