

G. BISHOP.

SCYTHES.

No. 193,916.

Patented Aug. 7, 1877.

Fig. 1.

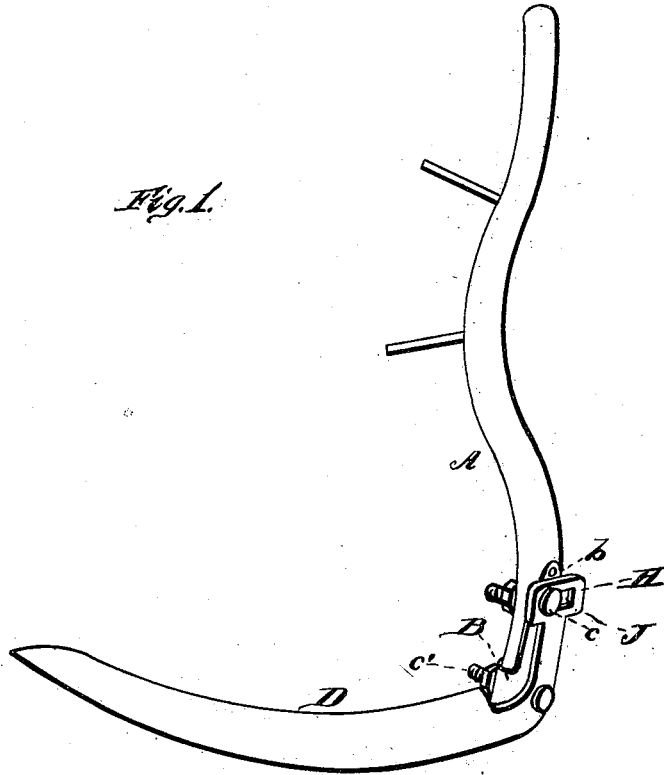


Fig. 2.


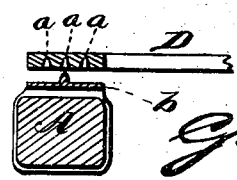


Fig. 3.



WITNESSES
Robert Consett
C. H. McCreary

INVENTOR
Gilbert Bishop
Gilmore Smith & Co.
ATTORNEYS

UNITED STATES PATENT OFFICE.

GILBERT BISHOP, OF HOLTON, KANSAS.

IMPROVEMENT IN SCYTHES.

Specification forming part of Letters Patent No. **193,916**, dated August 7, 1877; application filed June 2, 1877.

To all whom it may concern:

Be it known that I, GILBERT BISHOP, of Holton, in the county of Jackson and State of Kansas, have invented a new and valuable Improvement in Scythes; and I do hereby declare that the following is a full, clear, and exact description of the construction and operation of the same, reference being had to the annexed drawings, making a part of this specification, and to the letters and figures of reference marked thereon.

Figure 1 of the drawings is a representation of the scythe complete, handle and blade. Fig. 2 is a view of the blade, showing the manner of attaching to the handle; and Fig. 3 is a sectional view of the same.

My invention relates to scythes and snaths; and it consists in the novel construction and arrangement of devices hereinafter described, whereby the angle of the scythe with reference to the snath may be regulated at will.

A of the drawings represents the snath, which may be of the usual form. The letter B represents a ferrule having a lip or flange, *b*, which is attached to the heel of the snath in the manner represented. This ferrule is provided with perforations for the passage of the set-screws hereinafter mentioned. The letter D represents my scythe. It is constructed in the usual form, except that in place of the ordinary nib at its heel I substitute

the enlarged rectangular part H, and form there a slot, J. K represents an opening to receive a screw, hereinafter described. In order to aid the set-screws in holding the scythe in the desired position, I form a series of corrugations or serrations on the lower side of my scythe-shank, as indicated at *a* on the drawings.

To unite my scythe to the snath, I place the shank thereof against the ferrule and its extension, and pass set-screws or bolts *c c'* through the respective openings, as shown on Fig. 1 of the drawings.

To regulate the angle of the scythe, and thereby adapt it for work in light or heavy grass, or even among bushes or brush, I adjust the same at will by means of the set-screw *c*, operating in the slot.

What I claim as new, and desire to secure by Letters Patent, is—

As an improved article of manufacture, the scythe D, having the enlarged rectangular head H, slot J, and opening K, substantially as and for the purpose set forth.

In testimony that I claim the above I have hereunto subscribed my name in the presence of two witnesses.

GILBERT BISHOP.

Witnesses:

E. D. ROSE,
H. P. BISHOP.