

H. CLOSTERMAN, Jr.

FOLDING-CHAIRS.

No. 193,925.

Patented Aug. 7. 1877,

Fig. 1

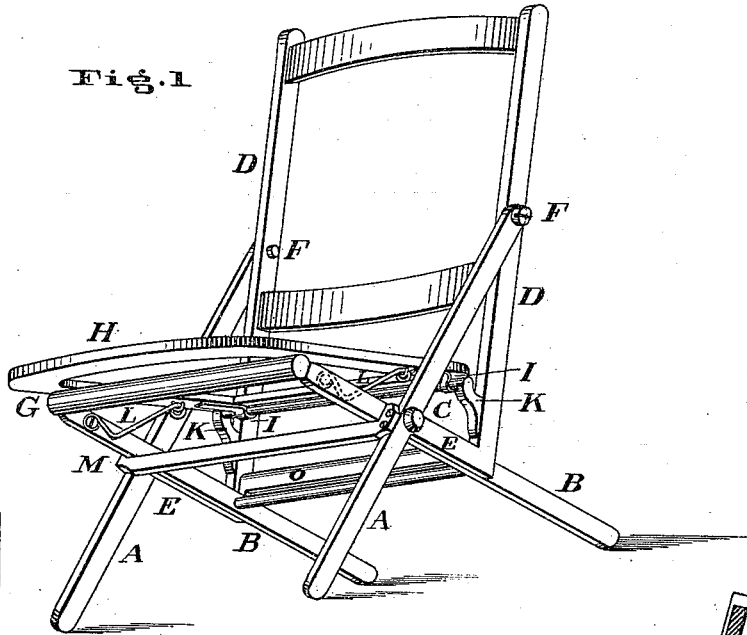


Fig. 2

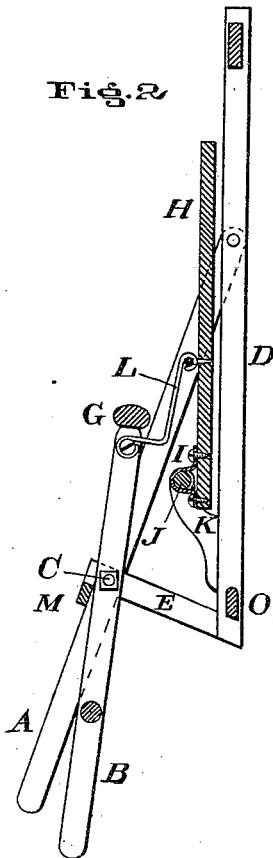
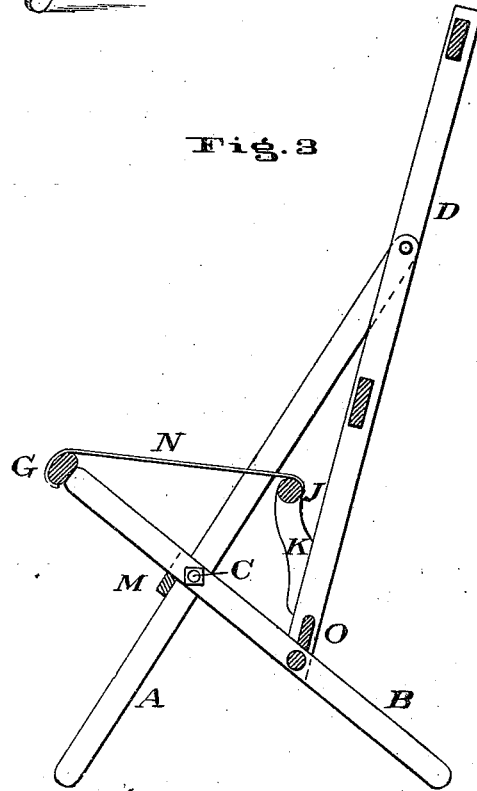


Fig. 3



Attest
Chas. F. Gessert.
Harry E. Knight.

Inventor
Henry Klosterman Jr.
By Knight Bros. Attys.

UNITED STATES PATENT OFFICE.

HENRY CLOSTERMAN, JR., OF CINCINNATI, OHIO.

IMPROVEMENT IN FOLDING CHAIRS.

Specification forming part of Letters Patent No. **193,925**, dated August 7, 1877; application filed March 29, 1877.

To all whom it may concern:

Be it known that I, HENRY CLOSTERMAN, Jr., of Cincinnati, Hamilton county, Ohio, have invented a new and useful Folding Chair, of which the following is a specification:

This is an improved form of those articles of furniture known as camp chairs or seats.

In the accompanying drawings, Figure 1 is a perspective view of a chair embodying my invention, the chair being shown in the open condition. Fig. 2 is a vertical section of the same in the folded condition. Fig. 3 represents a modification of my invention adapted for a carpet or other flexible seat.

A and B represent the two intersecting members, pivoted in the customary manner at C. The back proper is not formed of the member A, in the usual way, but of an additional frame, D, which is rigidly framed to an angle-piece, E, through which passes the same pivot C which traverses and secures the members A and B. The pieces A, D, and E, with their like members on the other side of the chair, and their connecting braces or stretchers, thus constitute a single rigid frame, whose profile has a similitude to a figure 4. The angle formed by the portions D and E with each other and with the portion A is such that when the chair is open the portions E precisely overlay the cross-pieces B, thus partly concealing and affording lateral support thereto, and at the same time imparting a unique and attractive appearance to the chair. The pieces A are at their upper ends secured to the back proper D by means of bolts F. A stretcher, G, operates to brace together the two sides of the member B, and also serves as a rest or support for the front portion of the seat H. Staples I, attached to the under side of the seat H near its rear edge, connect the seat to a round or cylindrical stretcher, J, secured to lugs K, that project from the back proper D in such man-

ner as to leave an opening or interval between said lugs and the back proper to admit the seat's rear edge when folded, as shown in Fig. 2.

This provision enables the seat to be as wide, or nearly as wide, as the interval between the arms or members A, and at the same time enables it to be folded compactly, as seen in said Fig. 2. Bent links L, attached to the under side of the seat near its midlength and to the members B near their upper ends, enable the folding and unfolding of the chair to be accomplished through the instrumentality of the seat alone. A stretcher, M, serves to brace and connect together the two sides of the member A D E, and coacts with a similar stretcher, O, to support the member B in its open condition.

A simpler form of my chair, adapted for a flexible seat, N, is shown in Fig. 3.

I claim as new and of my invention—

1. In combination with the member B G, the triangular and overlapping member A D E M O, pivoted at C, the point of intersection with said member B, substantially as described.

2. In combination with a suitable cross-piece, B G, the rigid and overlapping triangular frame A D E M O, constituting the back proper, the arms, and the front legs of a camp-chair, as set forth.

3. In combination with the pivoted and intersecting members B G and A D E M O, the seat H I, pivoted near its rear edge to a stretcher, J, attached to brackets K, which project from the back proper D, in the manner explained, said seat being coupled to the member B G by means of bent links L.

In testimony of which invention I hereunto set my hand.

HENRY CLOSTERMAN, JR.

Attest:

WALTER KNIGHT,
HARRY E. KNIGHT.