

G. J. CURRY.

CLOTHES AND FRUIT DRIERS.

No. 193,928.

Patented Aug. 7. 1877.

Fig. 1

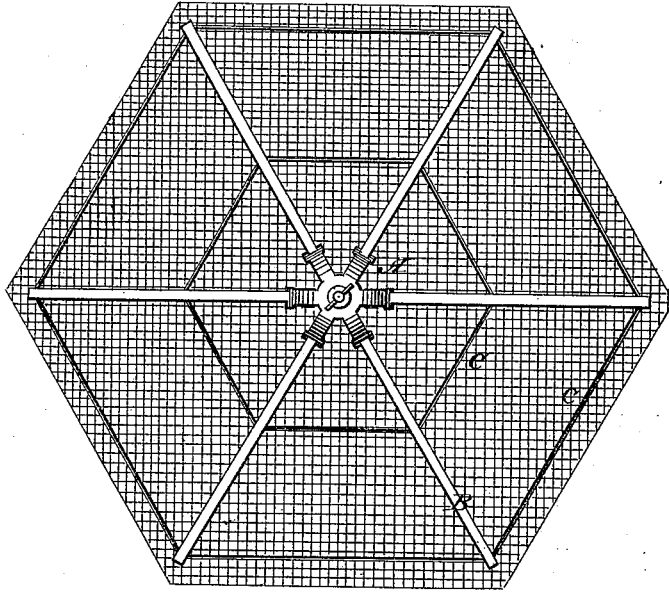


Fig. 2.

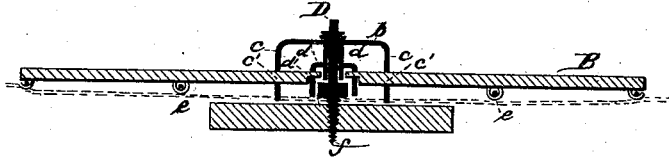
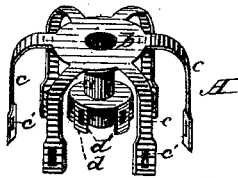


Fig. 3.



Attest
E. C. Court
Jno. P. Brooks.

Inventor:
George J. Curry.
Louis Baggerly
Attys.

UNITED STATES PATENT OFFICE.

GEORGE J. CURRY, OF CHEMUNG, ILLINOIS.

IMPROVEMENT IN CLOTHES AND FRUIT DRIERS.

Specification forming part of Letters Patent No. 193,928, dated August 7, 1877; application filed April 14, 1877.

To all whom it may concern:

Be it known that I, GEORGE J. CURRY, of Chemung, in the county of McHenry and State of Illinois, have invented certain new and useful Improvements in Clothes and Fruit Driers; and I do hereby declare that the following is a full, clear, and exact description thereof, which will enable others skilled in the art to which it appertains to make and use the same, reference being had to the accompanying drawings, which form a part of this specification, and in which—

Figure 1 is a bottom plan, Fig. 2 is a cross-section, and Fig. 3 is the casting A detached.

Similar letters of reference indicate corresponding parts in all the figures.

The object of my invention is to construct a frame which may be conveniently used for drying clothes, or, when covered with canvas, muslin, or fine wire netting, for drying fruit and vegetables, and which may be easily taken apart, when not in use, and folded into very small space; and it consists in the construction and arrangement of parts, which I shall now proceed more fully to describe.

In the drawings, A is the casting, which supports the arms or ribs of my improved frame. This consists of a central tube, *a*, having at its lower end a flange, *b*, from which arms *c c* extend, curving in an upward direction. At or near its upper end the tube *a* has bent radiating arms *d d*, corresponding to arms *c c*. The ends of both series of arms are slotted, as shown at *c' d'*, so as to admit of the insertion of the ribs B B, which are thus supported in a horizontal position. The ribs B are provided with hooks or staples *e e*, through which cords C may be passed, as shown in Fig. 1, thus connecting all the ribs and securing them to the central casting.

D is a metallic rod, of suitable length, passing through the cylinder *a* of the casting A, and having its end screw-threaded, as shown

at *f*, so that by it the entire frame may be readily secured under the ceiling of a room, if used indoors, or to a suitable post or frame when used outdoors.

The operation of my invention and its advantages will be readily understood from the foregoing description and by reference to the drawings hereto annexed. It may be readily secured under the ceiling in a room directly over the stove, if preferred, and clothing may then be deposited for drying upon the ribs B and cords C. As it revolves around the central pin or rod D it is much more convenient than a fixed frame, while, being out of the way and reach of children, it cannot be upset. For fruit-drying purposes, a piece of canvas, muslin, or fine-mesh wire netting may be stretched over it, as shown in Fig. 1. When used as such, it is far preferable to such frames as cannot be suspended from the ceiling over a stove, as the fruit is more rapidly and evenly dried by the heat as it ascends from the stove.

When not in use, my improved frame may be easily and quickly taken apart and folded up so as to occupy but very small space, and its general construction is simple and cheap.

Having thus described my invention, I claim and desire to secure by Letters Patent of the United States—

The casting A, consisting of central tube *a* and slotted arms *c d*, in combination with the detachable ribs B, cords C, and screw-threaded rod D, all constructed, arranged, and operating substantially in the manner and for the purposes herein shown and specified.

In testimony that I claim the foregoing as my own I have hereto affixed my signature in presence of two witnesses.

GEORGE J. CURRY.

Witnesses:

GEORGE BURTON,
EDWARD D. MAXON.