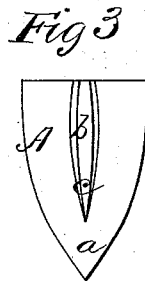
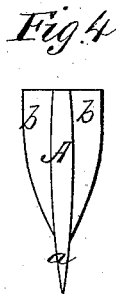
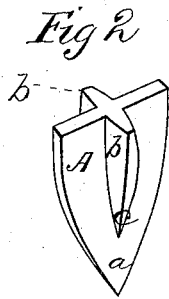
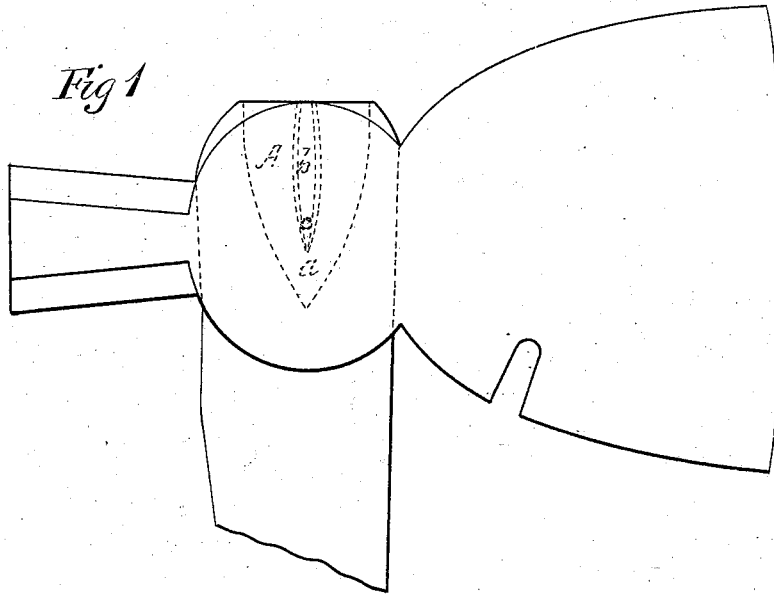


A. St. C. WEST.
WEDGES FOR TOOL-HANDLES.

No. 194,391.

Patented Aug. 21, 1877.



WITNESSES
Villette Anderson
Frank J. Chasi.

INVENTOR
A. St. Clair West.
by E. W. Anderson,
ATTORNEY

UNITED STATES PATENT OFFICE.

A. ST. CLAIR WEST, OF CHARLESTON, SOUTH CAROLINA.

IMPROVEMENT IN WEDGES FOR TOOL-HANDLES.

Specification forming part of Letters Patent No. **194,391**, dated August 21, 1877; application filed August 4, 1877.

To all whom it may concern:

Be it known that I, A. ST. CLAIR WEST, of Charleston, in the county of Charleston and State of South Carolina, have invented a new and valuable Improvement in Wedges for Helves; and I do hereby declare that the following is a full, clear, and exact description of the construction and operation of the same, reference being had to the annexed drawings, making a part of this specification, and to the letters and figures of reference marked thereon.

Figure 1 of the drawings is a representation of my improved wedge applied to a hatchet and helve. Fig. 2 is a perspective view of the wedge unapplied. Fig. 3 is a front view of the wedge, and Fig. 4 is an edge view of the same.

This invention has relation to improvements in wedges for securing the helve or handle in the eye of an ax or other like tool; and it consists in a four-flanged wedge having a sharp drive-point extended below the lower end of the lateral flanges, as will be hereinafter more fully explained.

In the annexed drawings, the letter A designates the main portion or plate of my improved wedge, the same being of triangular form, and tapering from about the middle of its length to a narrow drive-point, *a*. *b* represents short flanges projecting outward at right angles to the plate A, and in the same

plane with each other. These flanges are rounded upon their vertical edges, and their lower ends gradually merge into the plate A above its drive-point *a*, thus leaving the latter free to take hold upon the wood of the helve or handle before the side flanges *b* reach the same. These flanges have their lower ends pointed, as shown at *c*, the bevels whereby these points are formed commencing about midway of the length of said flanges, and they are slightly thinner at their upper ends than at their middle portions. The plate A is also slightly thinner at its upper than at its middle portion; consequently, when the wedge is driven home, the wood of the helve closes in upon the same, and prevents it from flying out when the ax or tool is in use.

These wedges may be forged or cast out of iron or steel, and will be made of various sizes, from that applicable to a tack-hammer to that suited to the heaviest sledge.

What I claim as new, and desire to secure by Letters Patent, is—

The four-flanged helve-wedge, adapted for use substantially as specified.

In testimony that I claim the above I have hereunto subscribed my name in the presence of two witnesses.

A. ST. CLAIR WEST.

Witnesses:

CHAS. G. MATTHEW,
JOSEPH J. ANDERSON.