

H. BORNSTEIN.

DEVICE FOR ATTACHING PRICE AND SHOW-CARDS.

No. 194,405.

Patented Aug. 21, 1877.

Fig. 1.

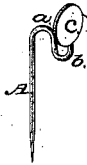


Fig. 2.

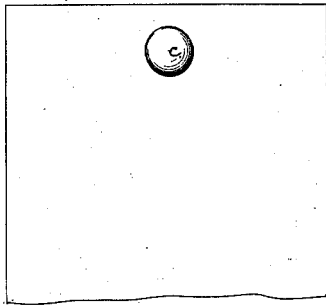
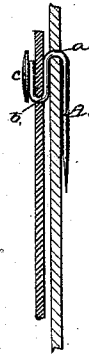


Fig. 3.



Attest:
W. F. Cambridge
Chas. E. Griffin

Inventor:
Henry Bornstein
per Teschemacher & Stearns
Attorneys.

UNITED STATES PATENT OFFICE.

HENRY BORNSTEIN, OF BOSTON, MASSACHUSETTS.

IMPROVEMENT IN DEVICES FOR ATTACHING PRICE AND SHOW CARDS.

Specification forming part of Letters Patent No. **194,405**, dated August 31, 1877; application filed June 30, 1877.

To all whom it may concern:

Be it known that I, HENRY BORNSTEIN, of Boston, in the county of Suffolk and State of Massachusetts, have invented a Device for Attaching Price and Show Cards to clothing and other articles on exhibition or sale, or for suspending articles from a cord or wire, of which the following is a full, clear, and exact description, reference being had to the accompanying drawings, making part of this specification, in which—

Figure 1 is a perspective view of my improved attaching device. Fig. 2 is a front elevation representing a price-card with one of my attaching devices secured thereto. Fig. 3 is a section through the same attached to an article of clothing.

My invention has for its object to provide a ready means of attaching show or price cards to clothing and various other articles which are placed on exhibition and sale; and my invention consists in a pin or hook formed of round wire brought to a point, and having two bent, curved, or looped portions and a flattened head, the pin or hook being readily passed through the price or show card and afterward clamped down thereon, the card being then readily attached to the article by entering the point of the pin or hook therein; or the point of the latter may directly enter the article and the pin or hook be caught over a cord or wire extending across the front of a window or other place, in which case the card may be dispensed with.

To enable others skilled in the art to understand and use my invention, I will proceed to describe the manner in which I have carried it out.

In Figure 1 of the said drawings, A represents the pin, hook, or device provided with two bent portions, *a b*, and with an enlarged flat head, *c*, formed on its outer side, the curvature of the bent portion *a* being located a little below the head *c*.

A device of this form is shown in elevation in Fig. 2, and in section, Fig. 3, and in these said figures it will be seen that the bent portion *a* is not exposed to view above the top of the back of the card; and by thus concealing this bent portion behind the back

of the card a more finished effect is given thereto.

After the point of the pin has been passed through the card the pin is turned a half-revolution so as to bring the head uppermost in front, and the shank pointing down at the back of the card. When in this position the head and portion of the pin contiguous thereto with the card are clamped snugly together by means of a pair of pinchers, or in any other suitable manner, which operation prevents the card swinging loosely in any direction upon the hook or device.

In cases where goods are to be exhibited without a price or show card the device may be passed directly through the edge of the article—for instance, the rim of a hat—and the latter be held up and supported by catching the rear portion of the hook over a cord, wire, or wooden strip extending across the window or other place where the articles are to be exposed to view.

I prefer to make the head *c* of considerable size, as thereby a better appearance is presented.

I am aware that in Patent No. 170,109, granted to Stephen Porter for improvement in buckles, November 16, 1875, a short hook formed of flat wire and with a blunt end is shown, two of these hooks being required to fasten the buckle to the opposite side of the instep of the shoe. These hooks enter eyelets in the instep, and are not only necessarily short but are too blunt to make a hole, and if applied to a card of considerable thickness could not penetrate it; but should the pin be able to penetrate a thin card, the shank, being flat, could not be turned, as is necessary, without tearing and defacing the card. Again, the bend of the shank of Porter's hook contiguous to its head is such that they cannot conveniently be clamped together, their construction never being designed for this purpose.

I am also aware that Patent No. 36,003 was granted to H. M. Hall, July 29, 1862, for shawl-pin; but the portion of the shank contiguous to its head forms a right angle to the plane passing through the head, and also a right angle to the middle portion of the shank.

The head of this pin and its contiguous shank portion are not intended to be clamped down together after the pin is inserted, and its construction will not admit of its being clamped when hooked through a show-card; but my pin is constructed with a special reference to its being clamped after occupying its position in the card, as thereby the latter is prevented from swinging on the pin when acted upon by the wind.

Having now set forth the differences in the construction and application between my device for attaching price and show cards to articles exposed for exhibition or sale and the hook shown in Porter's buckle patent, No. 170,109, and the shawl-pin in Hall's patent, No. 36,003, I distinctly disclaim any right to the construction or use of the same; but

What I claim as my invention, and desire to secure by Letters Patent, is—

As a new article of manufacture, the device herein described, consisting of a round pointed wire, provided with a head, and bent to form two oppositely-disposed loops contained within the limits of the head, whereby the head and its contiguous loop are adapted to be clamped to a card or other article, as and for the purposes set forth.

Witness my hand this 27th day of June, 1877.

HENRY BORNSTEIN.

In presence of—

P. E. TESCHEMACHER,
W. J. CAMBRIDGE.