

D. S. VAN ETTEN.
CURTAIN-FIXTURES.

No. 194,793.

Patented Sept. 4, 1877.

Fig. 1

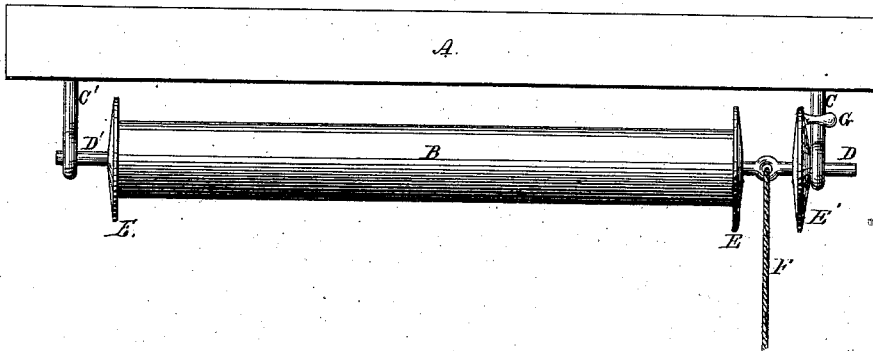


Fig. 3.

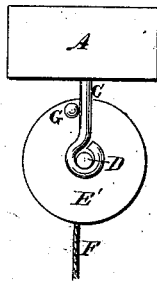
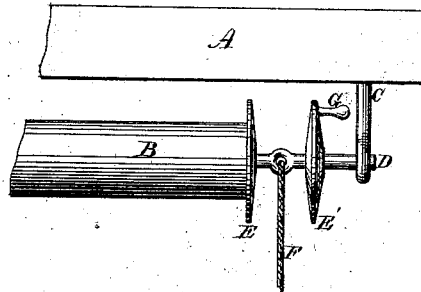


Fig. 2.



Witnesses;

*Wm. Dennis
J. L. Gerzard*

Inventor

D. S. Van Etten

UNITED STATES PATENT OFFICE.

DANIEL S. VAN ETTEN, OF RICHMOND, INDIANA.

IMPROVEMENT IN CURTAIN-FIXTURES.

Specification forming part of Letters Patent No. **194,793**, dated September 4, 1877; application filed March 26, 1877.

To all whom it may concern :

Be it known that I, DANIEL S. VAN ETTEN, of Richmond, Wayne county, Indiana, have invented certain new and useful Improvements in Curtain-Fixtures; and I hereby declare the following to be a full, clear, and exact description of the same, reference being had to the drawings which accompany this specification, forming a part of the same, and to the letters of reference marked thereon.

Figure 1 is a top view of my invention attached to the upper casing of the window, and so arranged as to prevent the revolution of the curtain-shaft. Fig. 2 is a view of the same when arranged to allow a free revolution of the curtain-shaft. Fig. 3 is an end view of the same when in position, as shown in Fig. 1.

Like letters of reference refer to like parts.

My invention consists in the construction and arrangement of parts, all as will be hereinafter more fully specified, and pointed out in the claim.

To enable those skilled in the art to manufacture and use my said invention, I will proceed to describe the same.

In the drawings, A represents the upper casing of a window, and C C' eyebolts screwed into the same. B represents the curtain-shaft having flanges E E', and provided with journals D D', which have their bearings in the eyebolts C C', as shown. The journal D, at one end of the curtain-shaft B, is also provided with a flange, E', cast solid with, and forming a part of, said journal, and arranged at a suitable distance from the flange E on the curtain-

shaft, so as to allow of sufficient room for the curtain-cord F, which is adjusted in the opening in the said journal, as shown in the drawings.

The flange E' is furnished with an arm, G, extending outward parallel with the journal D, which arm is smaller near the flange than at its outer end in order to prevent its slipping when in contact with the shank of the eyebolt C, and thereby prevent the curtain-shaft B from revolving, thus retaining the curtain in place.

By a lateral motion of the shaft B by the curtain-string or other means the arm G is withdrawn from contact with the eyebolt C, as shown in Fig. 2, and the shaft B is left free to turn on its journals at pleasure, when by a reverse lateral motion of the shaft B it is again secured in position.

I am aware of the patent granted to Benjamin Handforth under date of November 10, 1868, and numbered 83,957, and hereby disclaim the construction shown therein; but

What I claim as new and useful is—

A curtain-roller provided with journals DD', the former having a perforation for the reception of the hoisting-cord, the flanges E E', the latter having the arm G, in combination with the eyebolts C C', all substantially as shown and described.

D. S. VAN ETTEN.

Witnesses:

WM. T. DENNIS,
J. L. YERYAN.