

C. E. L. HOLMES.
CURRY-COMBS.

No. 194,820.

Patented Sept. 4, 1877.

Fig. 1.

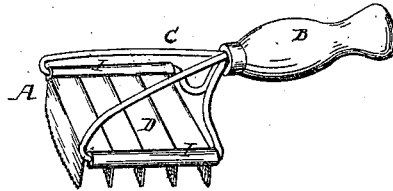


Fig. 3.




Fig. 2.

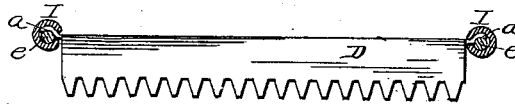


Fig. 4.




Fig. 5.

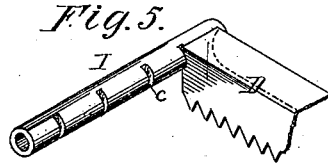


Fig. 7.

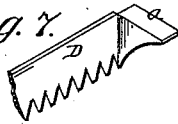


Fig. 6.

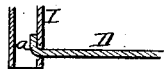
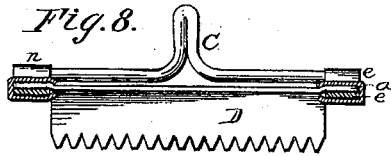


Fig. 8.



Attest:

W. T. Hutchinson
Jno. D. Patten

Inventor
C. E. L. Holmes
By his attorney
Charles Foster

UNITED STATES PATENT OFFICE.

CHARLES E. L. HOLMES, OF NEW YORK, N. Y.

IMPROVEMENT IN CURRY-COMBS.

Specification forming part of Letters Patent No. 194,820, dated September 4, 1877; application filed June 9, 1877.

To all whom it may concern:

Be it known that I, C. E. L. HOLMES, of the city, county, and State of New York, have invented new and useful Improvements in Curry-Combs, of which the following is a specification:

The object of my invention is a curry-comb in which the bars are connected together, and, if required, to the side handle, without the usual rivets and fastening devices.

In the drawing, Figure 1 is a perspective view illustrating my invention; Fig. 2, a transverse section through the body of the comb, Fig. 1; Figs. 3 and 4, detached views; and Figs. 5 to 8, modifications.

The comb-body A is provided with the usual side handle B, which is connected to the body in any suitable manner, the wire frame C forming a supplementary handle above the body, and connecting the latter and the side handle, as in the curry-comb patented to W. E. Lawrence, November 17, 1874, being shown in the drawing.

The comb-plates D, which may be flanges on separate bars or on one plate, have end lips or flanges *a*, which fit within tubular end bars I, each having a slot, *e*, at one side, into which slots the lips extend.

By bending the lips *a*, as shown in Fig. 4, and introducing them endwise into the tubes I, the latter are prevented from being withdrawn laterally from the combs, and the parts forming the body are thus rigidly secured together without any other fastening than is necessary to prevent the lips from being drawn longitudinally from the slots *e*, as, for instance, by compressing the ends of the tubes, plugging them with solder, &c. Additional strength may be imparted by extending wires or rods through the tubes, forming pintles *e*, which may be prolonged and united to the handle B, constituting the connection between the latter and the body A, without the use of any rivets or other equivalent fastenings, the pintles in the construction shown constituting a part of the wire frame C.

Although I have described the lips as being introduced into the slots of tubes first formed,

it will be apparent that the lips may be first lapped round the pintles, and plates may be then bent round the latter, forming the tubes I, connecting all the parts of the comb without any other fastening, and strengthening and bracing the whole, and that the simple introduction of the pintles into the tubes will suffice to bend the lips *a* to the proper shape.

If desired, the lips *a*, instead of resting on the pintles, may extend below, or may be lapped completely round the same, thus imparting additional rigidity to the body.

In some cases the vertical flanges of the bars may be introduced into vertical slots in the tubes I, and then bent down by driving a bar or pintle into the tube, as shown in Figs. 5 and 6.

The comb may be reduced in weight and provision made for the escape of dust by cutting away the backs of the toothed bars, as shown in dotted lines, Fig. 4, or by forming the lips *a* on flat-toothed bars, as shown in Fig. 7.

The tubes I may be cylindrical, or of any other suitable shape, a flat tube being shown in Fig. 8, and a flat pintle turned up at the ends, forming eyes *n* to receive the ends of the bars of the frame C, being employed.

I claim—

1. A curry-comb provided at the ends with slotted tubes I, into which extend lips or flanges *a* of the comb plate or plates, substantially as set forth.

2. The combination of the comb bars or plates D, the slotted tubes I, and pintles *e*, extending through the tubes, as and for the purpose set forth.

3. The combination of the independent toothed comb-bars, provided with lips or flanges at the ends, and slotted tubes I, receiving the lips *a*, substantially as specified.

4. The combination of the toothed comb bars or plates, slotted tubes I, and pintles *e*, extending through the tubes and forming part of the frame, connecting the body and side handle, substantially as set forth.

5. A curry-comb having its separate parts connected and secured together by slotted

tubes I, extending along the ends of the comb, and into which portions of the comb plate or plates project, substantially as set forth.

6. The comb-plates having projecting lips or flanges, bent to conform to the interior of the end tubes I, as specified.

7. The plates having flanges bent and confined within the slotted tubes by pintles passing through such tubes, as set forth.

In testimony whereof I have signed my name to this specification in the presence of two subscribing witnesses.

CHAS. E. L. HOLMES.

Witnesses:

SAMUEL KILPATRICK,
WALTER BURT.