

J. HACKENBERG.
BRACELETS.

No. 195,004.

Patented Sept. 11, 1877.

Fig. 1.

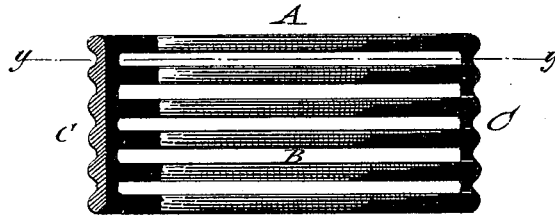


Fig. 2.

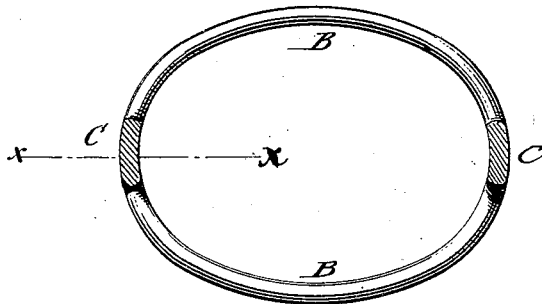
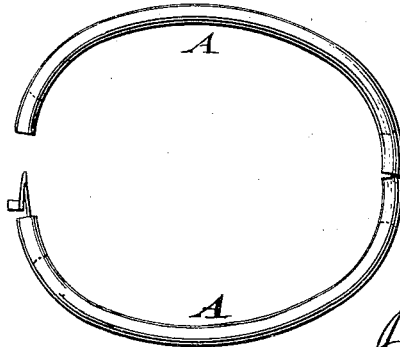


Fig. 3.



WITNESSES:
Gustave Dietrich
J. H. Scarborough.

INVENTOR:
J. Hackenberg.
BY *mmw Hg*

ATTORNEYS.

UNITED STATES PATENT OFFICE.

JULIUS HACKENBERG, OF NEW YORK, ASSIGNOR TO HIMSELF AND
CHARLES H. GRAEF, OF EDGEWATER, N. Y.

IMPROVEMENT IN BRACELETS.

Specification forming part of Letters Patent No. **195,004**, dated September 11, 1877; application filed
April 30, 1877.

To all whom it may concern:

Be it known that I, JULIUS HACKENBERG, of the city, county, and State of New York, have invented a new and Improved Bracelet, of which the following is a specification:

In the accompanying drawings, Figure 1 represents a side view, partly in section, on line *x x*, Fig. 2, of my improved bracelet; Fig. 2, a horizontal section of the same on line *y y*, Fig. 1, and Fig. 3 a top view of the same style of bracelet made of two sections with hinge joint and catch.

Similar letters of reference indicate corresponding parts.

The invention will first be described in connection with the drawings, and then pointed out in the claim.

In the drawings, A represents a bracelet formed of a number of parallel rings, B, held

together by cross-stays C C, which are grooved exteriorly, so that the rings project above them, whereby, at a short distance off, the stays are not at all or scarcely noticeable, thus giving to the bracelet the appearance of a series of independent rings, while at the same time the rings are firmly united together.

Having thus described all that is necessary to a full understanding of my invention, what I claim as new, and desire to protect by Letters Patent, is—

A bracelet having the parallel rings B raised distinctively above the cross-stays C C, substantially as and for the purpose specified.

JULIUS HACKENBERG.

Witnesses:

C. SEDGWICK,
ALEX. F. ROBERTS.