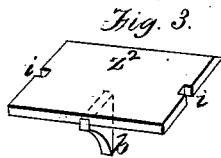
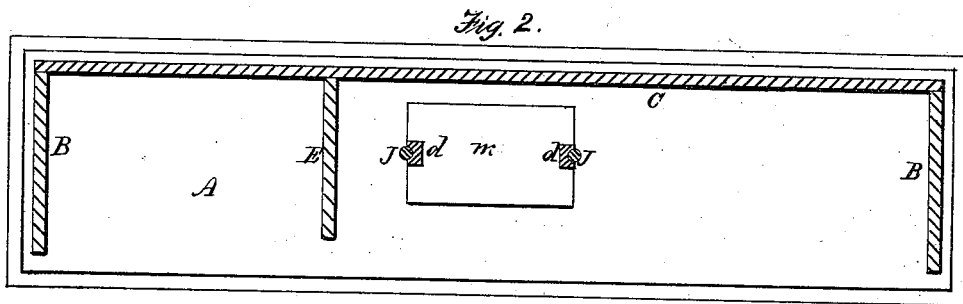
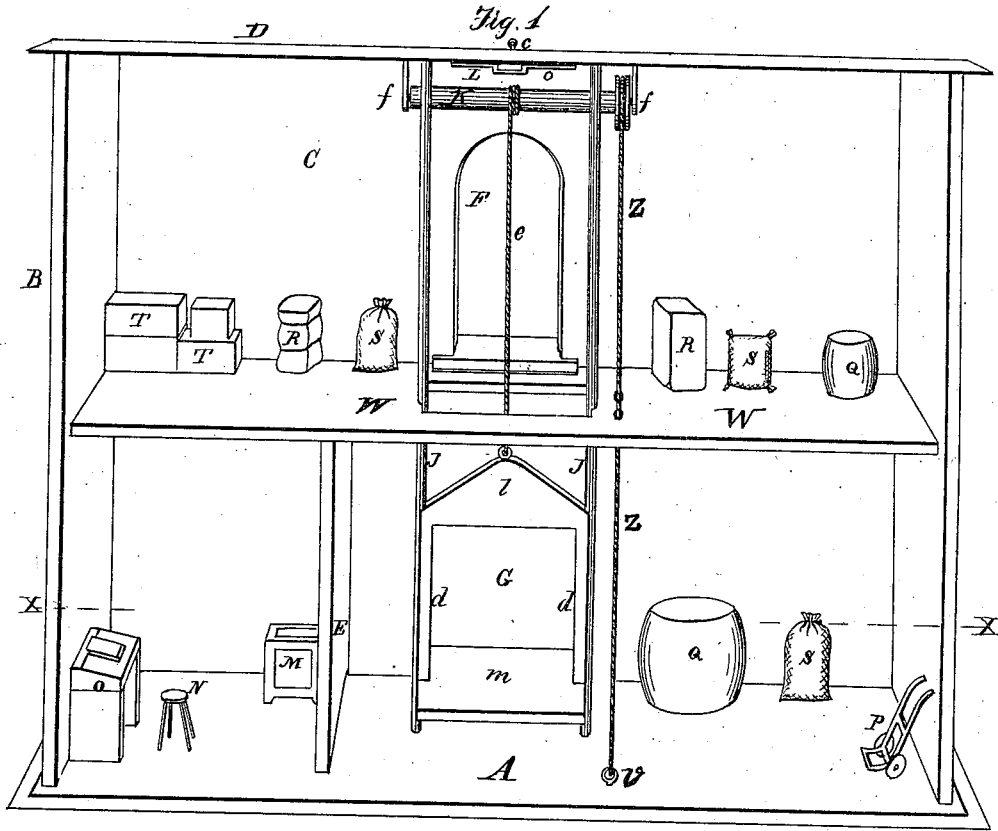


G. H. IRELAND.  
TOYS.

No. 195,011.

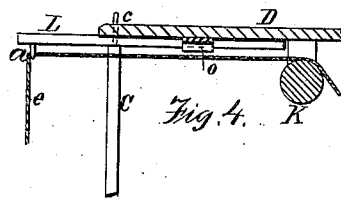
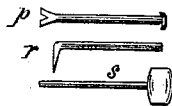
Patented Sept. 11, 1877.



Witnesses;

Wallace Grovernor  
Mrs. Wallace Grovernor

Fig. 5



Inventor

Geo H Ireland

# UNITED STATES PATENT OFFICE.

GEORGE H. IRELAND, OF SPRINGFIELD, MASSACHUSETTS.

## IMPROVEMENT IN TOYS.

Specification forming part of Letters Patent No. 195,011, dated September 11, 1877; application filed December 18, 1876.

To all whom it may concern:

Be it known that I, GEORGE H. IRELAND, of Springfield, in the county of Hampden and State of Massachusetts, have invented new and useful Improvements in Toy Warehouses, which improvements are fully set forth in the following specification and accompanying drawing.

The object of this invention is to furnish children with a toy that while it amuses them will also instruct them, as it conveys an idea of commercial articles and packages and the methods ordinarily employed in handling them. The warehouses now in use, so far as I have seen or been able to learn, are of foreign manufacture, crudely constructed, and but partially and imperfectly conveying the amusement and instruction my toy is intended to impart.

Figure 1 represents an interior vertical view of my improved warehouse; Fig. 2, a plan view of Fig. 1, taken on the line *x x*; Fig. 3, the removable platform; Fig. 4, the adjustable beam and its connecting mechanism; Fig. 5, some of the fixtures.

The same letters refer to corresponding parts.

A represents the base; B, the ends; C, the side; D, top; W, the partition-floor; and E, the partition which separates the office from the rest of the first story. F is a door or window in the upper story to receive goods from and deliver them to the outside; G, the elevator-carriage, consisting of the base *m*, uprights *d d*, cross-beam *l*. The uprights *d d* are provided with grooves, and slide upon the rods J J. K is a windlass, supported by the hangers *f f*. The windlass is operated by means of the endless string *z*, which passes through holes in the floor and runs through the ring *v*. *e* is a string attached to the windlass. It is sometimes attached to the elevator-carriage, as in Fig. 1; at other times it passes through a hole in the side and through a ring, *a*, in the adjustable beam L, Fig. 4. M represents a safe, which I prefer to make of wood in one rectangular block, cut away, as shown, to form the feet. N is a stool of metal; O, desk of wood or metal; Q Q, barrels of turned wood; R, bales of goods. These bales I make by fastening the commod-

ity intended to be represented over blocks of wood, then add a suitable covering when one is used in practice. Bags S represent various articles of merchandise. These bags are made of cloth and filled preferably with sand. T T are rectangular blocks of wood to represent cases, boxes, &c. Z<sup>2</sup>, Fig. 3, is the removable platform. *b* is a bracket; *i i*, mortises. It will be seen that by placing Z<sup>2</sup> in the door F, in a position perpendicular to that shown in Fig. 3, then bringing the platform to a horizontal position, the mortises *i i* will interlock against the sides of F, while the bracket portion *b* makes it secure and tight. The object of making Z<sup>2</sup> removable is to prevent its being broken, and to economize room in packing for transportation. The adjustable beam L slides in the guide *o*; is held in position, either extended or withdrawn, by the pin C. The reasons for making this adjustable are the same as given for Z<sup>2</sup>. Fig. 5, *p*, box-opener; *r*, scraper; *s*, mallet; *y*, barrel-tongs; P, truck, all of metal.

A miniature set of books could be added to the counting-room, and children could keep an account of the merchandise received and delivered.

The friction of the string *z* is sufficient to hold the carriage G in any position with any load that can be put upon it from the articles represented. The same remark holds true when the string *e* is used in combination with L. The barrel-tongs *y* are used to hold barrels when being taken up from the outside.

It is obvious this toy is capable of being used in a great variety of ways, to enumerate which, I think, would be unnecessary and tedious.

The frame of the warehouse may be either wood or metal. I prefer the former, and to make it three stories high.

I do not claim any novelty in constructing the boxes and barrels, as I am aware they have been used in toy warehouses heretofore. Windlasses with crank-handles and fixed beams have also been used. These were objectionable in packing, and would not hold the articles independent at any elevation.

I claim as my invention—

1. A toy warehouse having the windlass K with its operating mechanism, as shown, in

combination with the rods J J and elevator-carriage G, substantially as shown and described.

2. In a toy warehouse, the combination, with the windlass K, of the adjustable beam L, substantially as shown and described.

3. A toy warehouse having the removable platform Z<sup>2</sup>, in combination with the window F, substantially as shown and described.

4. A toy warehouse consisting of base A, ends B, side C, top D, one or more partition-

floors W, partition E, bales R, boxes T, barrels Q, bags S, safe M, stool N, desk O, truck P, box-opener *p*, scraper *r*, mallet *s*, tongs *y*, windlass K, rods J J, elevator-carriage G, beam L, platform Z<sup>2</sup>, all constructed and arranged substantially as described and set forth.

GEORGE H. IRELAND.

Witnesses:

Mrs. WALLACE GROVENOR,  
WALLACE GROVENOR.